

## Sequim's 2019 Community Survey

### Do you feel safe in your city?

CURRENT RESULTS		235 Total Responses	
<b>Y</b>	Yes (204)	<div style="width: 86.8%;"><div style="width: 86.8%;"></div></div>	86.8% (204)
<b>N</b>	No (31)	<div style="width: 13.2%;"><div style="width: 13.2%;"></div></div>	13.2% (31)

REGISTERED VS NON-REGISTERED			
	<b>Y</b>	<b>N</b>	
Registered Voters (183)	86.9% (159)	13.1% (24)	
Non-Registered Voters (52)	86.5% (45)	13.5% (7)	

ALL RESPONDENTS			
	<b>Y</b>	<b>N</b>	
All respondents (235)	86.8% (204)	13.2% (31)	
Registered Voters in Sequim, WA (183)	86.9% (159)	13.1% (24)	
Live in Sequim, WA (226) - Self-reported	87.2% (197)	12.8% (29)	
Subscribers to Sequim, WA (229)	87.3% (200)	12.7% (29)	
Register respondents from anywhere (186)	86.0% (160)	14.0% (26)	

AGE RANGE				186 REGISTERED VOTERS
	<b>A</b>	<b>B</b>		
18-29 (1)	100.0% (1)	-		
30-39 (4)	75.0% (3)	25.0% (1)		
40-49 (13)	69.2% (9)	30.8% (4)		
50-59 (32)	81.3% (26)	18.8% (6)		
60-69 (76)	88.2% (67)	11.8% (9)		
70-79 (52)	92.3% (48)	7.7% (4)		
80-89 (8)	75.0% (6)	25.0% (2)		

VOTERS GENDER				186 REGISTERED VOTERS
	<b>A</b>	<b>B</b>		
F (124)	83.9% (104)	16.1% (20)		
M (62)	90.3% (56)	9.7% (6)		

PRECINCT				186 REGISTERED VOTERS
	<b>A</b>	<b>B</b>		
BELL HILL 207 (8)	100.0% (8)	-		
BLUE MOUNTAIN 209 (3)	66.7% (2)	33.3% (1)		
BLYN 211 (8)	100.0% (8)	-		
CARLSBORG 214 (4)	50.0% (2)	50.0% (2)		
CLINE 217 (4)	100.0% (4)	-		
COYOTE 218 (10)	80.0% (8)	20.0% (2)		
DIAMOND POINT 221 (2)	100.0% (2)	-		
DUNGENESS EAST 222 (8)	75.0% (6)	25.0% (2)		
DUNGENESS WEST 223 (1)	100.0% (1)	-		
EAGLE 226 (3)	100.0% (3)	-		
ELK 229 (1)	100.0% (1)	-		
HAPPY VALLEY 237 (3)	100.0% (3)	-		

JAMESTOWN 240 (3)	66.7% (2)	33.3% (1)
LOST MOUNTAIN 245 (1)	100.0% (1)	-
MACLEAY 247 (5)	100.0% (5)	-
MILLER PENINSULA 246 (3)	100.0% (3)	-
MONTEERRA 249 (3)	33.3% (1)	66.7% (2)
OLYMPIC 254 (2)	50.0% (1)	50.0% (1)
PORT WILLIAMS 258 (1)	100.0% (1)	-
PRAIRIE NORTH 259 (4)	50.0% (2)	50.0% (2)
PRAIRIE SOUTH 260 (8)	87.5% (7)	12.5% (1)
RIVERSIDE 265 (5)	60.0% (3)	40.0% (2)
ROBIN HILL 266 (3)	100.0% (3)	-
SEQUIM 401 (9)	77.8% (7)	22.2% (2)
SEQUIM 402 (14)	92.9% (13)	7.1% (1)
SEQUIM 403 (9)	66.7% (6)	33.3% (3)
SEQUIM 404 (15)	93.3% (14)	6.7% (1)
SEQUIM 405 (25)	92.0% (23)	8.0% (2)
SEQUIM 406 (8)	100.0% (8)	-
SUNLAND NORTH 270 (7)	85.7% (6)	14.3% (1)
SUNLAND SOUTH 271 (6)	100.0% (6)	-

## Do you feel safe in your neighborhood?

CURRENT RESULTS		235 Total Responses	
<b>Y</b>	Yes (219)	<div style="width: 93.2%;"><div style="width: 93.2%;"></div></div>	93.2% (219)
<b>N</b>	No (16)	<div style="width: 6.8%;"><div style="width: 6.8%;"></div></div>	6.8% (16)

REGISTERED VS NON-REGISTERED		
	<b>Y</b>	<b>N</b>
Registered Voters (183)	93.4% (171)	6.6% (12)
Non-Registered Voters (52)	92.3% (48)	7.7% (4)

ALL RESPONDENTS		
	<b>Y</b>	<b>N</b>
All respondents (235)	93.2% (219)	6.8% (16)
Registered Voters in Sequim, WA (183)	93.4% (171)	6.6% (12)
Live in Sequim, WA (226) - Self-reported	92.9% (210)	7.1% (16)
Subscribers to Sequim, WA (229)	93.0% (213)	7.0% (16)
Register respondents from anywhere (186)	93.5% (174)	6.5% (12)



AGE RANGE			186 REGISTERED VOTERS
	<b>A</b>	<b>B</b>	
18-29 (1)	100.0% (1)	-	
30-39 (4)	75.0% (3)	25.0% (1)	
40-49 (13)	92.3% (12)	7.7% (1)	
50-59 (32)	87.5% (28)	12.5% (4)	
60-69 (76)	96.1% (73)	3.9% (3)	
70-79 (52)	96.2% (50)	3.8% (2)	
80-89 (8)	87.5% (7)	12.5% (1)	

VOTERS GENDER			186 REGISTERED VOTERS
	<b>A</b>	<b>B</b>	
F (124)	92.7% (115)	7.3% (9)	
M (62)	95.2% (59)	4.8% (3)	

PRECINCT			186 REGISTERED VOTERS
	<b>A</b>	<b>B</b>	
BELL HILL 207 (8)	100.0% (8)	-	
BLUE MOUNTAIN 209 (3)	100.0% (3)	-	
BLYN 211 (8)	100.0% (8)	-	
CARLSBORG 214 (4)	100.0% (4)	-	
CLINE 217 (4)	100.0% (4)	-	
COYOTE 218 (10)	90.0% (9)	10.0% (1)	
DIAMOND POINT 221 (2)	100.0% (2)	-	
DUNGENESS EAST 222 (8)	87.5% (7)	12.5% (1)	
DUNGENESS WEST 223 (1)	100.0% (1)	-	
EAGLE 226 (3)	100.0% (3)	-	
ELK 229 (1)	100.0% (1)	-	
HAPPY VALLEY 237 (3)	100.0% (3)	-	
JAMESTOWN 240 (3)	66.7% (2)	33.3% (1)	
LOST MOUNTAIN 245 (1)	100.0% (1)	-	
MACLEAY 247 (5)	100.0% (5)	-	
MILLER PENINSULA 246 (3)	100.0% (3)	-	

MONTEERRA 249 (3)	100.0% (3)	-
OLYMPIC 254 (2)	100.0% (2)	-
PORT WILLIAMS 258 (1)	100.0% (1)	-
PRAIRIE NORTH 259 (4)	75.0% (3)	25.0% (1)
PRAIRIE SOUTH 260 (8)	100.0% (8)	-
RIVERSIDE 265 (5)	100.0% (5)	-
ROBIN HILL 266 (3)	100.0% (3)	-
SEQUIM 401 (9)	77.8% (7)	22.2% (2)
SEQUIM 402 (14)	92.9% (13)	7.1% (1)
SEQUIM 403 (9)	66.7% (6)	33.3% (3)
SEQUIM 404 (15)	93.3% (14)	6.7% (1)
SEQUIM 405 (25)	96.0% (24)	4.0% (1)
SEQUIM 406 (8)	100.0% (8)	-
SUNLAND NORTH 270 (7)	100.0% (7)	-
SUNLAND SOUTH 271 (6)	100.0% (6)	-

## Do you believe that the public safety services (Police/Fire/Emergency Services) in Sequim will be able to serve you in times of need?

CURRENT RESULTS		235 Total Responses	
<b>Y</b>	Yes (170)		72.3% (170)
<b>N</b>	No (65)		27.7% (65)

REGISTERED VS NON-REGISTERED		
	<b>Y</b>	<b>N</b>
Registered Voters (183)	73.8% (135)	26.2% (48)
Non-Registered Voters (52)	67.3% (35)	32.7% (17)

ALL RESPONDENTS		
	<b>Y</b>	<b>N</b>
All respondents (235)	72.3% (170)	27.7% (65)
Registered Voters in Sequim, WA (183)	73.8% (135)	26.2% (48)
Live in Sequim, WA (226) - Self-reported	74.3% (168)	25.7% (58)
Subscribers to Sequim, WA (229)	74.2% (170)	25.8% (59)
Register respondents from anywhere (186)	72.6% (135)	27.4% (51)

AGE RANGE			186 REGISTERED VOTERS	
	<b>A</b>	<b>B</b>		
18-29 (1)	100.0% (1)	-		
30-39 (4)	100.0% (4)	-		
40-49 (13)	61.5% (8)	38.5% (5)		
50-59 (32)	62.5% (20)	37.5% (12)		
60-69 (76)	71.1% (54)	28.9% (22)		
70-79 (52)	78.8% (41)	21.2% (11)		
80-89 (8)	87.5% (7)	12.5% (1)		

VOTERS GENDER			186 REGISTERED VOTERS	
	<b>A</b>	<b>B</b>		
F (124)	69.4% (86)	30.6% (38)		
M (62)	79.0% (49)	21.0% (13)		

PRECINCT			186 REGISTERED VOTERS	
	<b>A</b>	<b>B</b>		
BELL HILL 207 (8)	75.0% (6)	25.0% (2)		
BLUE MOUNTAIN 209 (3)	66.7% (2)	33.3% (1)		
BLYN 211 (8)	62.5% (5)	37.5% (3)		
CARLSBORG 214 (4)	50.0% (2)	50.0% (2)		
CLINE 217 (4)	100.0% (4)	-		
COYOTE 218 (10)	50.0% (5)	50.0% (5)		
DIAMOND POINT 221 (2)	100.0% (2)	-		
DUNGENESS EAST 222 (8)	87.5% (7)	12.5% (1)		
DUNGENESS WEST 223 (1)	100.0% (1)	-		
EAGLE 226 (3)	100.0% (3)	-		
ELK 229 (1)	100.0% (1)	-		
HAPPY VALLEY 237 (3)	100.0% (3)	-		
JAMESTOWN 240 (3)	100.0% (3)	-		
LOST MOUNTAIN 245 (1)	100.0% (1)	-		
MACLEAY 247 (5)	60.0% (3)	40.0% (2)		

OLYMPIC 254 (2)	50.0% (1)	50.0% (1)
PORT WILLIAMS 258 (1)	100.0% (1)	-
PRAIRIE NORTH 259 (4)	50.0% (2)	50.0% (2)
PRAIRIE SOUTH 260 (8)	100.0% (8)	-
RIVERSIDE 265 (5)	60.0% (3)	40.0% (2)
ROBIN HILL 266 (3)	66.7% (2)	33.3% (1)
SEQUIM 401 (9)	66.7% (6)	33.3% (3)
SEQUIM 402 (14)	78.6% (11)	21.4% (3)
SEQUIM 403 (9)	55.6% (5)	44.4% (4)
SEQUIM 404 (15)	66.7% (10)	33.3% (5)
SEQUIM 405 (25)	84.0% (21)	16.0% (4)
SEQUIM 406 (8)	87.5% (7)	12.5% (1)
SUNLAND NORTH 270 (7)	71.4% (5)	28.6% (2)
SUNLAND SOUTH 271 (6)	83.3% (5)	16.7% (1)
MILLER PENINSULA 246 (3)	-	100.0% (3)
MONTEERRA 249 (3)	-	100.0% (3)

## How would you rate the physical condition of your community's infrastructure (Roads/Sidewalks/Bridges)?



**REGISTERED VS NON-REGISTERED**

	A	B	C	D
Registered Voters (183)	9.3% (17)	63.4% (116)	24.6% (45)	2.7% (5)
Non-Registered Voters (52)	5.8% (3)	69.2% (36)	21.2% (11)	3.8% (2)

**ALL RESPONDENTS**

	A	B	C	D
All respondents (235)	9.0% (20)	65.0% (152)	24.0% (56)	3.0% (7)
Registered Voters in Sequim, WA (183)	9.3% (17)	63.4% (116)	24.6% (45)	2.7% (5)
Live in Sequim, WA (226) - Self-reported	8.8% (20)	65.5% (148)	22.6% (51)	3.1% (7)
Subscribers to Sequim, WA (229)	8.7% (20)	65.1% (149)	23.1% (53)	3.1% (7)
Register respondents from anywhere (186)	9.0% (17)	63.0% (117)	25.0% (47)	3.0% (5)

**AGE RANGE** 186 REGISTERED VOTERS

	A	B	C	D
18-29 (1)	-	100.0% (1)	-	-
30-39 (4)	-	75.0% (3)	-	25.0% (1)
40-49 (13)	7.7% (1)	53.8% (7)	30.8% (4)	7.7% (1)
50-59 (32)	9.4% (3)	59.4% (19)	21.9% (7)	9.4% (3)
60-69 (76)	13.2% (10)	59.2% (45)	27.6% (21)	-
70-79 (52)	5.8% (3)	65.4% (34)	28.8% (15)	-
80-89 (8)	-	100.0% (8)	-	-

**VOTERS GENDER** 186 REGISTERED VOTERS

	A	B	C	D
F (124)	8.9% (11)	62.1% (77)	25.0% (31)	4.0% (5)
M (62)	9.7% (6)	64.5% (40)	25.8% (16)	-

**PRECINCT** 186 REGISTERED VOTERS

	A	B	C	D
BELL HILL 207 (8)	12.5% (1)	75.0% (6)	12.5% (1)	-
BLUE MOUNTAIN 209 (3)	-	33.3% (1)	66.7% (2)	-
BLYN 211 (8)	-	62.5% (5)	37.5% (3)	-
CARLSBORG 214 (4)	25.0% (1)	25.0% (1)	50.0% (2)	-
CLINE 217 (4)	25.0% (1)	75.0% (3)	-	-
COYOTE 218 (10)	-	80.0% (8)	10.0% (1)	10.0% (1)
DIAMOND POINT 221 (2)	-	50.0% (1)	50.0% (1)	-
DUNGENESS EAST 222 (8)	-	75.0% (6)	25.0% (2)	-
DUNGENESS WEST 223 (1)	-	100.0% (1)	-	-
EAGLE 226 (3)	-	100.0% (3)	-	-
ELK 229 (1)	-	100.0% (1)	-	-
HAPPY VALLEY 237 (3)	-	33.3% (1)	33.3% (1)	33.3% (1)
JAMESTOWN 240 (3)	33.3% (1)	66.7% (2)	-	-
LOST MOUNTAIN 245 (1)	-	100.0% (1)	-	-

MACLEAY 247 (5)	-	80.0% (4)	20.0% (1)	-
MILLER PENINSULA 246 (3)	-	66.7% (2)	33.3% (1)	-
MONTEERRA 249 (3)	-	33.3% (1)	66.7% (2)	-
OLYMPIC 254 (2)	50.0% (1)	50.0% (1)	-	-
PORT WILLIAMS 258 (1)	-	100.0% (1)	-	-
PRAIRIE NORTH 259 (4)	-	75.0% (3)	25.0% (1)	-
PRAIRIE SOUTH 260 (8)	-	87.5% (7)	12.5% (1)	-
RIVERSIDE 265 (5)	20.0% (1)	40.0% (2)	20.0% (1)	20.0% (1)
ROBIN HILL 266 (3)	33.3% (1)	66.7% (2)	-	-
SEQUIM 401 (9)	11.1% (1)	55.6% (5)	33.3% (3)	-
SEQUIM 402 (14)	14.3% (2)	42.9% (6)	35.7% (5)	7.1% (1)
SEQUIM 403 (9)	-	77.8% (7)	22.2% (2)	-
SEQUIM 404 (15)	6.7% (1)	40.0% (6)	46.7% (7)	6.7% (1)
SEQUIM 405 (25)	8.0% (2)	72.0% (18)	20.0% (5)	-
SEQUIM 406 (8)	-	75.0% (6)	25.0% (2)	-
SUNLAND NORTH 270 (7)	28.6% (2)	42.9% (3)	28.6% (2)	-
SUNLAND SOUTH 271 (6)	33.3% (2)	50.0% (3)	16.7% (1)	-



## How often are you able to get to your desired destination in your city within a reasonable time?

CURRENT RESULTS			235 Total Responses
<b>A</b>	Always (65)		28% (65)
<b>B</b>	Regularly (140)		60% (140)
<b>C</b>	Sometimes (29)		12% (29)
<b>D</b>	Never (1)		0% (1)

### REGISTERED VS NON-REGISTERED

	<b>A</b>	<b>B</b>	<b>C</b>	<b>D</b>
Registered Voters (183)	27.3% (50)	61.2% (112)	10.9% (20)	0.5% (1)
Non-Registered Voters (52)	28.8% (15)	53.8% (28)	17.3% (9)	-

### ALL RESPONDENTS

	<b>A</b>	<b>B</b>	<b>C</b>	<b>D</b>
All respondents (235)	28.0% (65)	60.0% (140)	12.0% (29)	-
Registered Voters in Sequim, WA (183)	27.3% (50)	61.2% (112)	10.9% (20)	0.5% (1)
Live in Sequim, WA (226) - Self-reported	28.3% (64)	59.7% (135)	11.5% (26)	0.4% (1)
Subscribers to Sequim, WA (229)	28.4% (65)	59.4% (136)	11.8% (27)	0.4% (1)
Register respondents from anywhere (186)	27.0% (50)	61.0% (113)	12.0% (22)	1.0% (1)

### AGE RANGE

186 REGISTERED VOTERS

	<b>A</b>	<b>B</b>	<b>C</b>	<b>D</b>
18-29 (1)	-	100.0% (1)	-	-
30-39 (4)	-	50.0% (2)	50.0% (2)	-
40-49 (13)	15.4% (2)	69.2% (9)	15.4% (2)	-
50-59 (32)	21.9% (7)	71.9% (23)	6.3% (2)	-
60-69 (76)	31.6% (24)	52.6% (40)	15.8% (12)	-
70-79 (52)	30.8% (16)	63.5% (33)	3.8% (2)	1.9% (1)
80-89 (8)	12.5% (1)	62.5% (5)	25.0% (2)	-

### VOTERS GENDER

186 REGISTERED VOTERS

	<b>A</b>	<b>B</b>	<b>C</b>	<b>D</b>
F (124)	25.0% (31)	61.3% (76)	13.7% (17)	-
M (62)	30.6% (19)	59.7% (37)	8.1% (5)	1.6% (1)

### PRECINCT

186 REGISTERED VOTERS

	<b>A</b>	<b>B</b>	<b>C</b>	<b>D</b>
BELL HILL 207 (8)	37.5% (3)	50.0% (4)	12.5% (1)	-
BLUE MOUNTAIN 209 (3)	-	66.7% (2)	33.3% (1)	-
BLYN 211 (8)	25.0% (2)	62.5% (5)	12.5% (1)	-
CARLSBORG 214 (4)	-	75.0% (3)	25.0% (1)	-
CLINE 217 (4)	-	100.0% (4)	-	-
COYOTE 218 (10)	10.0% (1)	90.0% (9)	-	-
DIAMOND POINT 221 (2)	-	100.0% (2)	-	-
DUNGENESS EAST 222 (8)	37.5% (3)	50.0% (4)	12.5% (1)	-
DUNGENESS WEST 223 (1)	-	100.0% (1)	-	-
EAGLE 226 (3)	33.3% (1)	66.7% (2)	-	-
ELK 229 (1)	-	-	100.0% (1)	-
HAPPY VALLEY 237 (3)	33.3% (1)	66.7% (2)	-	-
JAMESTOWN 240 (3)	33.3% (1)	66.7% (2)	-	-
LOST MOUNTAIN 245 (1)	-	100.0% (1)	-	-

MACLEAY 247 (5)	20.0% (1)	80.0% (4)	-	-
MILLER PENINSULA 246 (3)	-	66.7% (2)	33.3% (1)	-
MONTEERRA 249 (3)	-	33.3% (1)	66.7% (2)	-
OLYMPIC 254 (2)	50.0% (1)	50.0% (1)	-	-
PORT WILLIAMS 258 (1)	-	100.0% (1)	-	-
PRAIRIE NORTH 259 (4)	25.0% (1)	50.0% (2)	25.0% (1)	-
PRAIRIE SOUTH 260 (8)	37.5% (3)	62.5% (5)	-	-
RIVERSIDE 265 (5)	20.0% (1)	60.0% (3)	20.0% (1)	-
ROBIN HILL 266 (3)	-	100.0% (3)	-	-
SEQUIM 401 (9)	66.7% (6)	11.1% (1)	22.2% (2)	-
SEQUIM 402 (14)	21.4% (3)	64.3% (9)	14.3% (2)	-
SEQUIM 403 (9)	33.3% (3)	66.7% (6)	-	-
SEQUIM 404 (15)	46.7% (7)	46.7% (7)	6.7% (1)	-
SEQUIM 405 (25)	28.0% (7)	56.0% (14)	12.0% (3)	4.0% (1)
SEQUIM 406 (8)	25.0% (2)	62.5% (5)	12.5% (1)	-
SUNLAND NORTH 270 (7)	-	71.4% (5)	28.6% (2)	-
SUNLAND SOUTH 271 (6)	50.0% (3)	50.0% (3)	-	-

## Do you have access to the technology and connectivity you need on a daily basis?

CURRENT RESULTS		235 Total Responses	
<b>Y</b>	Yes (202)	<div style="width: 86.0%;"><div style="width: 86.0%;"></div></div>	86.0% (202)
<b>N</b>	No (33)	<div style="width: 14.0%;"><div style="width: 14.0%;"></div></div>	14.0% (33)

REGISTERED VS NON-REGISTERED		<b>Y</b>	<b>N</b>
Registered Voters (183)		84.7% (155)	15.3% (28)
Non-Registered Voters (52)		90.4% (47)	9.6% (5)

ALL RESPONDENTS		<b>Y</b>	<b>N</b>
All respondents (235)		86.0% (202)	14.0% (33)
Registered Voters in Sequim, WA (183)		84.7% (155)	15.3% (28)
Live in Sequim, WA (226) - Self-reported		85.8% (194)	14.2% (32)
Subscribers to Sequim, WA (229)		86.0% (197)	14.0% (32)
Register respondents from anywhere (186)		84.9% (158)	15.1% (28)

AGE RANGE		186 REGISTERED VOTERS	
	<b>A</b>	<b>B</b>	
18-29 (1)	100.0% (1)	-	
30-39 (4)	75.0% (3)	25.0% (1)	
40-49 (13)	92.3% (12)	7.7% (1)	
50-59 (32)	78.1% (25)	21.9% (7)	
60-69 (76)	88.2% (67)	11.8% (9)	
70-79 (52)	82.7% (43)	17.3% (9)	
80-89 (8)	87.5% (7)	12.5% (1)	

VOTERS GENDER		186 REGISTERED VOTERS	
	<b>A</b>	<b>B</b>	
F (124)	82.3% (102)	17.7% (22)	
M (62)	90.3% (56)	9.7% (6)	

PRECINCT		186 REGISTERED VOTERS	
	<b>A</b>	<b>B</b>	
BELL HILL 207 (8)	62.5% (5)	37.5% (3)	
BLUE MOUNTAIN 209 (3)	33.3% (1)	66.7% (2)	
BLYN 211 (8)	75.0% (6)	25.0% (2)	
CARLSBORG 214 (4)	100.0% (4)	-	
CLINE 217 (4)	75.0% (3)	25.0% (1)	
COYOTE 218 (10)	70.0% (7)	30.0% (3)	
DIAMOND POINT 221 (2)	100.0% (2)	-	
DUNGENESS EAST 222 (8)	75.0% (6)	25.0% (2)	
DUNGENESS WEST 223 (1)	100.0% (1)	-	
EAGLE 226 (3)	100.0% (3)	-	
ELK 229 (1)	100.0% (1)	-	
HAPPY VALLEY 237 (3)	33.3% (1)	66.7% (2)	
JAMESTOWN 240 (3)	66.7% (2)	33.3% (1)	
LOST MOUNTAIN 245 (1)	100.0% (1)	-	
MACLEAY 247 (5)	100.0% (5)	-	
MILLER PENINSULA 246 (3)	33.3% (1)	66.7% (2)	

MONTEERRA 249 (3)	100.0% (3)	-
OLYMPIC 254 (2)	100.0% (2)	-
PORT WILLIAMS 258 (1)	100.0% (1)	-
PRAIRIE NORTH 259 (4)	75.0% (3)	25.0% (1)
PRAIRIE SOUTH 260 (8)	75.0% (6)	25.0% (2)
RIVERSIDE 265 (5)	100.0% (5)	-
ROBIN HILL 266 (3)	100.0% (3)	-
SEQUIM 401 (9)	100.0% (9)	-
SEQUIM 402 (14)	100.0% (14)	-
SEQUIM 403 (9)	100.0% (9)	-
SEQUIM 404 (15)	86.7% (13)	13.3% (2)
SEQUIM 405 (25)	96.0% (24)	4.0% (1)
SEQUIM 406 (8)	87.5% (7)	12.5% (1)
SUNLAND NORTH 270 (7)	71.4% (5)	28.6% (2)
SUNLAND SOUTH 271 (6)	83.3% (5)	16.7% (1)

## How would you rate the overall appearance of the community?

CURRENT RESULTS			235 Total Responses
<b>A</b>	Excellent (43)		18% (43)
<b>B</b>	Good (154)		66% (154)
<b>C</b>	Fair (37)		16% (37)
<b>D</b>	Poor (1)		0% (1)

### REGISTERED VS NON-REGISTERED

	<b>A</b>	<b>B</b>	<b>C</b>	<b>D</b>
Registered Voters (183)	19.7% (36)	65.0% (119)	14.8% (27)	0.5% (1)
Non-Registered Voters (52)	13.5% (7)	67.3% (35)	19.2% (10)	-

### ALL RESPONDENTS

	<b>A</b>	<b>B</b>	<b>C</b>	<b>D</b>
All respondents (235)	18.0% (43)	66.0% (154)	16.0% (37)	-
Registered Voters in Sequim, WA (183)	19.7% (36)	65.0% (119)	14.8% (27)	0.5% (1)
Live in Sequim, WA (226) - Self-reported	19.0% (43)	65.9% (149)	14.6% (33)	0.4% (1)
Subscribers to Sequim, WA (229)	18.8% (43)	65.9% (151)	14.8% (34)	0.4% (1)
Register respondents from anywhere (186)	19.0% (36)	65.0% (120)	16.0% (29)	1.0% (1)

### AGE RANGE

186 REGISTERED VOTERS

	<b>A</b>	<b>B</b>	<b>C</b>	<b>D</b>
18-29 (1)	-	-	100.0% (1)	-
30-39 (4)	25.0% (1)	50.0% (2)	25.0% (1)	-
40-49 (13)	23.1% (3)	61.5% (8)	7.7% (1)	7.7% (1)
50-59 (32)	25.0% (8)	65.6% (21)	9.4% (3)	-
60-69 (76)	15.8% (12)	63.2% (48)	21.1% (16)	-
70-79 (52)	21.2% (11)	65.4% (34)	13.5% (7)	-
80-89 (8)	12.5% (1)	87.5% (7)	-	-

### VOTERS GENDER

186 REGISTERED VOTERS

	<b>A</b>	<b>B</b>	<b>C</b>	<b>D</b>
F (124)	19.4% (24)	66.1% (82)	13.7% (17)	0.8% (1)
M (62)	19.4% (12)	61.3% (38)	19.4% (12)	-

### PRECINCT

186 REGISTERED VOTERS

	<b>A</b>	<b>B</b>	<b>C</b>	<b>D</b>
BELL HILL 207 (8)	-	87.5% (7)	12.5% (1)	-
BLUE MOUNTAIN 209 (3)	-	100.0% (3)	-	-
BLYN 211 (8)	12.5% (1)	75.0% (6)	12.5% (1)	-
CARLSBORG 214 (4)	50.0% (2)	50.0% (2)	-	-
CLINE 217 (4)	50.0% (2)	50.0% (2)	-	-
COYOTE 218 (10)	10.0% (1)	70.0% (7)	20.0% (2)	-
DIAMOND POINT 221 (2)	50.0% (1)	-	50.0% (1)	-
DUNGENESS EAST 222 (8)	25.0% (2)	62.5% (5)	12.5% (1)	-
DUNGENESS WEST 223 (1)	-	100.0% (1)	-	-
EAGLE 226 (3)	66.7% (2)	33.3% (1)	-	-
ELK 229 (1)	100.0% (1)	-	-	-
HAPPY VALLEY 237 (3)	-	100.0% (3)	-	-
JAMESTOWN 240 (3)	-	100.0% (3)	-	-
LOST MOUNTAIN 245 (1)	-	100.0% (1)	-	-

MACLEAY 247 (5)	40.0% (2)	60.0% (3)	-	-
MILLER PENINSULA 246 (3)	-	66.7% (2)	33.3% (1)	-
MONTEERRA 249 (3)	-	33.3% (1)	66.7% (2)	-
OLYMPIC 254 (2)	50.0% (1)	-	50.0% (1)	-
PORT WILLIAMS 258 (1)	-	100.0% (1)	-	-
PRAIRIE NORTH 259 (4)	25.0% (1)	50.0% (2)	25.0% (1)	-
PRAIRIE SOUTH 260 (8)	12.5% (1)	75.0% (6)	12.5% (1)	-
RIVERSIDE 265 (5)	20.0% (1)	80.0% (4)	-	-
ROBIN HILL 266 (3)	33.3% (1)	66.7% (2)	-	-
SEQUIM 401 (9)	33.3% (3)	66.7% (6)	-	-
SEQUIM 402 (14)	7.1% (1)	64.3% (9)	21.4% (3)	7.1% (1)
SEQUIM 403 (9)	-	88.9% (8)	11.1% (1)	-
SEQUIM 404 (15)	26.7% (4)	53.3% (8)	20.0% (3)	-
SEQUIM 405 (25)	20.0% (5)	56.0% (14)	24.0% (6)	-
SEQUIM 406 (8)	25.0% (2)	37.5% (3)	37.5% (3)	-
SUNLAND NORTH 270 (7)	14.3% (1)	85.7% (6)	-	-
SUNLAND SOUTH 271 (6)	16.7% (1)	66.7% (4)	16.7% (1)	-

## How would you rate the overall appearance of your neighborhood?

CURRENT RESULTS			235 Total Responses
<b>A</b>	Excellent (88)	<div style="width: 37%;"></div>	37% (88)
<b>B</b>	Good (121)	<div style="width: 51%;"></div>	51% (121)
<b>C</b>	Fair (22)	<div style="width: 9%;"></div>	9% (22)
<b>D</b>	Poor (4)	<div style="width: 2%;"></div>	2% (4)

REGISTERED VS NON-REGISTERED				
	<b>A</b>	<b>B</b>	<b>C</b>	<b>D</b>
Registered Voters (183)	35.5% (65)	53.6% (98)	9.3% (17)	1.6% (3)
Non-Registered Voters (52)	44.2% (23)	44.2% (23)	9.6% (5)	1.9% (1)

ALL RESPONDENTS				
	<b>A</b>	<b>B</b>	<b>C</b>	<b>D</b>
All respondents (235)	37.0% (88)	51.0% (121)	9.0% (22)	2.0% (4)
Registered Voters in Sequim, WA (183)	35.5% (65)	53.6% (98)	9.3% (17)	1.6% (3)
Live in Sequim, WA (226) - Self-reported	38.1% (86)	50.9% (115)	9.3% (21)	1.8% (4)
Subscribers to Sequim, WA (229)	38.0% (87)	50.7% (116)	9.6% (22)	1.7% (4)
Register respondents from anywhere (186)	35.0% (66)	54.0% (100)	9.0% (17)	2.0% (3)

AGE RANGE					186 REGISTERED VOTERS
	<b>A</b>	<b>B</b>	<b>C</b>	<b>D</b>	
18-29 (1)	-	100.0% (1)	-	-	
30-39 (4)	25.0% (1)	25.0% (1)	50.0% (2)	-	
40-49 (13)	7.7% (1)	76.9% (10)	7.7% (1)	7.7% (1)	
50-59 (32)	37.5% (12)	53.1% (17)	6.3% (2)	3.1% (1)	
60-69 (76)	38.2% (29)	51.3% (39)	9.2% (7)	1.3% (1)	
70-79 (52)	34.6% (18)	55.8% (29)	9.6% (5)	-	
80-89 (8)	62.5% (5)	37.5% (3)	-	-	



VOTERS GENDER					186 REGISTERED VOTERS
	<b>A</b>	<b>B</b>	<b>C</b>	<b>D</b>	
F (124)	35.5% (44)	54.8% (68)	7.3% (9)	2.4% (3)	
M (62)	35.5% (22)	51.6% (32)	12.9% (8)	-	

PRECINCT					186 REGISTERED VOTERS
	<b>A</b>	<b>B</b>	<b>C</b>	<b>D</b>	
BELL HILL 207 (8)	25.0% (2)	75.0% (6)	-	-	
BLUE MOUNTAIN 209 (3)	33.3% (1)	66.7% (2)	-	-	
BLYN 211 (8)	25.0% (2)	62.5% (5)	12.5% (1)	-	
CARLSBORG 214 (4)	-	75.0% (3)	25.0% (1)	-	
CLINE 217 (4)	25.0% (1)	75.0% (3)	-	-	
COYOTE 218 (10)	20.0% (2)	70.0% (7)	10.0% (1)	-	
DIAMOND POINT 221 (2)	50.0% (1)	-	50.0% (1)	-	
DUNGENESS EAST 222 (8)	62.5% (5)	37.5% (3)	-	-	
DUNGENESS WEST 223 (1)	-	100.0% (1)	-	-	
EAGLE 226 (3)	33.3% (1)	66.7% (2)	-	-	
ELK 229 (1)	100.0% (1)	-	-	-	
HAPPY VALLEY 237 (3)	33.3% (1)	66.7% (2)	-	-	
JAMESTOWN 240 (3)	-	100.0% (3)	-	-	
LOST MOUNTAIN 245 (1)	-	100.0% (1)	-	-	

MACLEAY 247 (5)	40.0% (2)	60.0% (3)	-	-
MILLER PENINSULA 246 (3)	33.3% (1)	33.3% (1)	33.3% (1)	-
MONTEERRA 249 (3)	33.3% (1)	66.7% (2)	-	-
OLYMPIC 254 (2)	100.0% (2)	-	-	-
PORT WILLIAMS 258 (1)	-	100.0% (1)	-	-
PRAIRIE NORTH 259 (4)	50.0% (2)	50.0% (2)	-	-
PRAIRIE SOUTH 260 (8)	-	50.0% (4)	50.0% (4)	-
RIVERSIDE 265 (5)	60.0% (3)	40.0% (2)	-	-
ROBIN HILL 266 (3)	33.3% (1)	66.7% (2)	-	-
SEQUIM 401 (9)	11.1% (1)	77.8% (7)	-	11.1% (1)
SEQUIM 402 (14)	14.3% (2)	71.4% (10)	7.1% (1)	7.1% (1)
SEQUIM 403 (9)	22.2% (2)	55.6% (5)	22.2% (2)	-
SEQUIM 404 (15)	20.0% (3)	60.0% (9)	13.3% (2)	6.7% (1)
SEQUIM 405 (25)	60.0% (15)	32.0% (8)	8.0% (2)	-
SEQUIM 406 (8)	62.5% (5)	37.5% (3)	-	-
SUNLAND NORTH 270 (7)	71.4% (5)	28.6% (2)	-	-
SUNLAND SOUTH 271 (6)	66.7% (4)	16.7% (1)	16.7% (1)	-



## Does Sequim do a good job of keeping you informed on important local issues?

CURRENT RESULTS		235 Total Responses	
<b>Y</b>	Yes (102)		43.4% (102)
<b>N</b>	No (133)		56.6% (133)

REGISTERED VS NON-REGISTERED		
	<b>Y</b>	<b>N</b>
Registered Voters (183)	44.8% (82)	55.2% (101)
Non-Registered Voters (52)	38.5% (20)	61.5% (32)

ALL RESPONDENTS		
	<b>Y</b>	<b>N</b>
All respondents (235)	43.4% (102)	56.6% (133)
Registered Voters in Sequim, WA (183)	44.8% (82)	55.2% (101)
Live in Sequim, WA (226) - Self-reported	44.7% (101)	55.3% (125)
Subscribers to Sequim, WA (229)	44.1% (101)	55.9% (128)
Register respondents from anywhere (186)	44.1% (82)	55.9% (104)



AGE RANGE			186 REGISTERED VOTERS
	<b>A</b>	<b>B</b>	
18-29 (1)	100.0% (1)	-	
30-39 (4)	50.0% (2)	50.0% (2)	
40-49 (13)	46.2% (6)	53.8% (7)	
50-59 (32)	50.0% (16)	50.0% (16)	
60-69 (76)	42.1% (32)	57.9% (44)	
70-79 (52)	44.2% (23)	55.8% (29)	
80-89 (8)	25.0% (2)	75.0% (6)	

VOTERS GENDER			186 REGISTERED VOTERS
	<b>A</b>	<b>B</b>	
F (124)	50.0% (62)	50.0% (62)	
M (62)	32.3% (20)	67.7% (42)	

PRECINCT			186 REGISTERED VOTERS
	<b>A</b>	<b>B</b>	
BELL HILL 207 (8)	37.5% (3)	62.5% (5)	
BLUE MOUNTAIN 209 (3)	66.7% (2)	33.3% (1)	
BLYN 211 (8)	50.0% (4)	50.0% (4)	
CARLSBORG 214 (4)	25.0% (1)	75.0% (3)	
CLINE 217 (4)	50.0% (2)	50.0% (2)	
COYOTE 218 (10)	30.0% (3)	70.0% (7)	
DIAMOND POINT 221 (2)	100.0% (2)	-	
DUNGENESS EAST 222 (8)	37.5% (3)	62.5% (5)	
DUNGENESS WEST 223 (1)	100.0% (1)	-	
EAGLE 226 (3)	33.3% (1)	66.7% (2)	
ELK 229 (1)	100.0% (1)	-	
HAPPY VALLEY 237 (3)	33.3% (1)	66.7% (2)	
JAMESTOWN 240 (3)	66.7% (2)	33.3% (1)	
LOST MOUNTAIN 245 (1)	100.0% (1)	-	
MACLEAY 247 (5)	20.0% (1)	80.0% (4)	
OLYMPIC 254 (2)	50.0% (1)	50.0% (1)	

PORT WILLIAMS 258 (1)	100.0% (1)	-
PRAIRIE NORTH 259 (4)	25.0% (1)	75.0% (3)
PRAIRIE SOUTH 260 (8)	50.0% (4)	50.0% (4)
RIVERSIDE 265 (5)	60.0% (3)	40.0% (2)
SEQUIM 401 (9)	55.6% (5)	44.4% (4)
SEQUIM 402 (14)	42.9% (6)	57.1% (8)
SEQUIM 403 (9)	22.2% (2)	77.8% (7)
SEQUIM 404 (15)	66.7% (10)	33.3% (5)
SEQUIM 405 (25)	48.0% (12)	52.0% (13)
SEQUIM 406 (8)	62.5% (5)	37.5% (3)
SUNLAND NORTH 270 (7)	28.6% (2)	71.4% (5)
SUNLAND SOUTH 271 (6)	33.3% (2)	66.7% (4)
MILLER PENINSULA 246 (3)	-	100.0% (3)
MONTEERRA 249 (3)	-	100.0% (3)
ROBIN HILL 266 (3)	-	100.0% (3)

## Are there enough activities in Sequim for you to enjoy during your free time?

CURRENT RESULTS		235 Total Responses	
<b>A</b>	There are enough (157)		67% (157)
<b>B</b>	There are not quite enough (64)		27% (64)
<b>C</b>	There are far from enough (14)		6% (14)

### REGISTERED VS NON-REGISTERED

	<b>A</b>	<b>B</b>	<b>C</b>
Registered Voters (183)	66.7% (122)	28.4% (52)	4.9% (9)
Non-Registered Voters (52)	67.3% (35)	23.1% (12)	9.6% (5)

### ALL RESPONDENTS

	<b>A</b>	<b>B</b>	<b>C</b>
All respondents (235)	67.0% (157)	27.0% (64)	6.0% (14)
Registered Voters in Sequim, WA (183)	66.7% (122)	28.4% (52)	4.9% (9)
Live in Sequim, WA (226) - Self-reported	66.8% (151)	27.4% (62)	5.8% (13)
Subscribers to Sequim, WA (229)	66.8% (153)	27.5% (63)	5.7% (13)
Register respondents from anywhere (186)	67.0% (125)	28.0% (52)	5.0% (9)

### AGE RANGE

186 REGISTERED VOTERS

	<b>A</b>	<b>B</b>	<b>C</b>
18-29 (1)	-	100.0% (1)	-
30-39 (4)	25.0% (1)	25.0% (1)	50.0% (2)
40-49 (13)	30.8% (4)	61.5% (8)	7.7% (1)
50-59 (32)	53.1% (17)	40.6% (13)	6.3% (2)
60-69 (76)	80.3% (61)	17.1% (13)	2.6% (2)
70-79 (52)	71.2% (37)	25.0% (13)	3.8% (2)
80-89 (8)	62.5% (5)	37.5% (3)	-

### VOTERS GENDER

186 REGISTERED VOTERS

	<b>A</b>	<b>B</b>	<b>C</b>
F (124)	66.1% (82)	29.0% (36)	4.8% (6)
M (62)	69.4% (43)	25.8% (16)	4.8% (3)



### PRECINCT

186 REGISTERED VOTERS

	<b>A</b>	<b>B</b>	<b>C</b>
BELL HILL 207 (8)	62.5% (5)	37.5% (3)	-
BLUE MOUNTAIN 209 (3)	100.0% (3)	-	-
BLYN 211 (8)	50.0% (4)	25.0% (2)	25.0% (2)
CARLSBORG 214 (4)	75.0% (3)	25.0% (1)	-
CLINE 217 (4)	50.0% (2)	50.0% (2)	-
COYOTE 218 (10)	50.0% (5)	50.0% (5)	-
DIAMOND POINT 221 (2)	100.0% (2)	-	-
DUNGENESS EAST 222 (8)	50.0% (4)	50.0% (4)	-
DUNGENESS WEST 223 (1)	100.0% (1)	-	-
EAGLE 226 (3)	100.0% (3)	-	-
ELK 229 (1)	100.0% (1)	-	-
HAPPY VALLEY 237 (3)	66.7% (2)	-	33.3% (1)
JAMESTOWN 240 (3)	100.0% (3)	-	-
LOST MOUNTAIN 245 (1)	-	100.0% (1)	-
MACLEAY 247 (5)	100.0% (5)	-	-

MILLER PENINSULA 246 (3)	66.7% (2)	33.3% (1)	-
MONTERRA 249 (3)	100.0% (3)	-	-
OLYMPIC 254 (2)	50.0% (1)	50.0% (1)	-
PORT WILLIAMS 258 (1)	100.0% (1)	-	-
PRAIRIE NORTH 259 (4)	50.0% (2)	50.0% (2)	-
PRAIRIE SOUTH 260 (8)	62.5% (5)	25.0% (2)	12.5% (1)
RIVERSIDE 265 (5)	40.0% (2)	60.0% (3)	-
ROBIN HILL 266 (3)	66.7% (2)	33.3% (1)	-
SEQUIM 401 (9)	88.9% (8)	-	11.1% (1)
SEQUIM 402 (14)	57.1% (8)	35.7% (5)	7.1% (1)
SEQUIM 403 (9)	77.8% (7)	22.2% (2)	-
SEQUIM 404 (15)	66.7% (10)	26.7% (4)	6.7% (1)
SEQUIM 405 (25)	80.0% (20)	16.0% (4)	4.0% (1)
SEQUIM 406 (8)	37.5% (3)	62.5% (5)	-
SUNLAND NORTH 270 (7)	57.1% (4)	42.9% (3)	-
SUNLAND SOUTH 271 (6)	66.7% (4)	16.7% (1)	16.7% (1)

## Does Sequim have adequate retail, dining, and entertainment options for you?

CURRENT RESULTS		235 Total Responses	
<b>Y</b>	Yes (126)		53.6% (126)
<b>N</b>	No (109)		46.4% (109)

REGISTERED VS NON-REGISTERED		
	<b>Y</b>	<b>N</b>
Registered Voters (183)	54.1% (99)	45.9% (84)
Non-Registered Voters (52)	51.9% (27)	48.1% (25)

ALL RESPONDENTS		
	<b>Y</b>	<b>N</b>
All respondents (235)	53.6% (126)	46.4% (109)
Registered Voters in Sequim, WA (183)	54.1% (99)	45.9% (84)
Live in Sequim, WA (226) - Self-reported	54.4% (123)	45.6% (103)
Subscribers to Sequim, WA (229)	54.1% (124)	45.9% (105)
Register respondents from anywhere (186)	54.3% (101)	45.7% (85)

AGE RANGE			186 REGISTERED VOTERS
	<b>A</b>	<b>B</b>	
18-29 (1)	100.0% (1)	-	
30-39 (4)	25.0% (1)	75.0% (3)	
40-49 (13)	61.5% (8)	38.5% (5)	
50-59 (32)	46.9% (15)	53.1% (17)	
60-69 (76)	56.6% (43)	43.4% (33)	
70-79 (52)	51.9% (27)	48.1% (25)	
80-89 (8)	75.0% (6)	25.0% (2)	

VOTERS GENDER			186 REGISTERED VOTERS
	<b>A</b>	<b>B</b>	
F (124)	50.8% (63)	49.2% (61)	
M (62)	61.3% (38)	38.7% (24)	

PRECINCT			186 REGISTERED VOTERS
	<b>A</b>	<b>B</b>	
BELL HILL 207 (8)	62.5% (5)	37.5% (3)	
BLUE MOUNTAIN 209 (3)	66.7% (2)	33.3% (1)	
BLYN 211 (8)	37.5% (3)	62.5% (5)	
CARLSBORG 214 (4)	75.0% (3)	25.0% (1)	
CLINE 217 (4)	25.0% (1)	75.0% (3)	
COYOTE 218 (10)	30.0% (3)	70.0% (7)	
DIAMOND POINT 221 (2)	50.0% (1)	50.0% (1)	
DUNGENESS EAST 222 (8)	50.0% (4)	50.0% (4)	
DUNGENESS WEST 223 (1)	100.0% (1)	-	
EAGLE 226 (3)	33.3% (1)	66.7% (2)	
ELK 229 (1)	100.0% (1)	-	
HAPPY VALLEY 237 (3)	66.7% (2)	33.3% (1)	
JAMESTOWN 240 (3)	66.7% (2)	33.3% (1)	
MACLEAY 247 (5)	60.0% (3)	40.0% (2)	
MILLER PENINSULA 246 (3)	66.7% (2)	33.3% (1)	
MONTEERRA 249 (3)	66.7% (2)	33.3% (1)	

OLYMPIC 254 (2)	50.0% (1)	50.0% (1)
PRAIRIE NORTH 259 (4)	50.0% (2)	50.0% (2)
PRAIRIE SOUTH 260 (8)	50.0% (4)	50.0% (4)
RIVERSIDE 265 (5)	40.0% (2)	60.0% (3)
ROBIN HILL 266 (3)	100.0% (3)	-
SEQUIM 401 (9)	88.9% (8)	11.1% (1)
SEQUIM 402 (14)	35.7% (5)	64.3% (9)
SEQUIM 403 (9)	55.6% (5)	44.4% (4)
SEQUIM 404 (15)	53.3% (8)	46.7% (7)
SEQUIM 405 (25)	52.0% (13)	48.0% (12)
SEQUIM 406 (8)	75.0% (6)	25.0% (2)
SUNLAND NORTH 270 (7)	71.4% (5)	28.6% (2)
SUNLAND SOUTH 271 (6)	50.0% (3)	50.0% (3)
LOST MOUNTAIN 245 (1)	-	100.0% (1)
PORT WILLIAMS 258 (1)	-	100.0% (1)

## How would you rate the value you receive for the amount of local property taxes you pay?

CURRENT RESULTS		235 Total Responses
<b>A</b>	Great value (25)	11% (25)
<b>B</b>	Fair value (161)	69% (161)
<b>C</b>	Poor value (49)	21% (49)

### REGISTERED VS NON-REGISTERED

	<b>A</b>	<b>B</b>	<b>C</b>
Registered Voters (183)	12.0% (22)	67.8% (124)	20.2% (37)
Non-Registered Voters (52)	5.8% (3)	71.2% (37)	23.1% (12)

### ALL RESPONDENTS

	<b>A</b>	<b>B</b>	<b>C</b>
All respondents (235)	11.0% (25)	69.0% (161)	21.0% (49)
Registered Voters in Sequim, WA (183)	12.0% (22)	67.8% (124)	20.2% (37)
Live in Sequim, WA (226) - Self-reported	11.1% (25)	69.9% (158)	19.0% (43)
Subscribers to Sequim, WA (229)	10.9% (25)	70.3% (161)	18.8% (43)
Register respondents from anywhere (186)	12.0% (22)	67.0% (125)	21.0% (39)

### AGE RANGE

186 REGISTERED VOTERS

	<b>A</b>	<b>B</b>	<b>C</b>
18-29 (1)	-	100.0% (1)	-
30-39 (4)	25.0% (1)	25.0% (1)	50.0% (2)
40-49 (13)	-	69.2% (9)	30.8% (4)
50-59 (32)	15.6% (5)	56.3% (18)	28.1% (9)
60-69 (76)	13.2% (10)	71.1% (54)	15.8% (12)
70-79 (52)	9.6% (5)	69.2% (36)	21.2% (11)
80-89 (8)	12.5% (1)	75.0% (6)	12.5% (1)

### VOTERS GENDER

186 REGISTERED VOTERS

	<b>A</b>	<b>B</b>	<b>C</b>
F (124)	12.9% (16)	63.7% (79)	23.4% (29)
M (62)	9.7% (6)	74.2% (46)	16.1% (10)

### PRECINCT



186 REGISTERED VOTERS

	<b>A</b>	<b>B</b>	<b>C</b>
BELL HILL 207 (8)	12.5% (1)	75.0% (6)	12.5% (1)
BLUE MOUNTAIN 209 (3)	33.3% (1)	33.3% (1)	33.3% (1)
BLYN 211 (8)	-	87.5% (7)	12.5% (1)
CARLSBORG 214 (4)	-	75.0% (3)	25.0% (1)
CLINE 217 (4)	25.0% (1)	25.0% (1)	50.0% (2)
COYOTE 218 (10)	10.0% (1)	60.0% (6)	30.0% (3)
DIAMOND POINT 221 (2)	-	100.0% (2)	-
DUNGENESS EAST 222 (8)	12.5% (1)	50.0% (4)	37.5% (3)
DUNGENESS WEST 223 (1)	100.0% (1)	-	-
EAGLE 226 (3)	-	100.0% (3)	-
ELK 229 (1)	100.0% (1)	-	-
HAPPY VALLEY 237 (3)	-	66.7% (2)	33.3% (1)
JAMESTOWN 240 (3)	-	100.0% (3)	-
LOST MOUNTAIN 245 (1)	-	100.0% (1)	-
MACLEAY 247 (5)	-	80.0% (4)	20.0% (1)

MILLER PENINSULA 246 (3)	33.3% (1)	33.3% (1)	33.3% (1)
MONTERRA 249 (3)	-	33.3% (1)	66.7% (2)
OLYMPIC 254 (2)	-	100.0% (2)	-
PORT WILLIAMS 258 (1)	-	100.0% (1)	-
PRAIRIE NORTH 259 (4)	-	75.0% (3)	25.0% (1)
PRAIRIE SOUTH 260 (8)	25.0% (2)	75.0% (6)	-
RIVERSIDE 265 (5)	-	60.0% (3)	40.0% (2)
ROBIN HILL 266 (3)	-	66.7% (2)	33.3% (1)
SEQUIM 401 (9)	22.2% (2)	66.7% (6)	11.1% (1)
SEQUIM 402 (14)	21.4% (3)	35.7% (5)	42.9% (6)
SEQUIM 403 (9)	-	100.0% (9)	-
SEQUIM 404 (15)	13.3% (2)	66.7% (10)	20.0% (3)
SEQUIM 405 (25)	12.0% (3)	68.0% (17)	20.0% (5)
SEQUIM 406 (8)	12.5% (1)	62.5% (5)	25.0% (2)
SUNLAND NORTH 270 (7)	-	100.0% (7)	-
SUNLAND SOUTH 271 (6)	16.7% (1)	66.7% (4)	16.7% (1)



## Do you feel you have adequate opportunities to engage in community decision making?

CURRENT RESULTS		235 Total Responses	
<b>Y</b>	Yes (89)		37.9% (89)
<b>N</b>	No (146)		62.1% (146)

REGISTERED VS NON-REGISTERED	<b>Y</b>	<b>N</b>
Registered Voters (183)	40.4% (74)	59.6% (109)
Non-Registered Voters (52)	28.8% (15)	71.2% (37)

ALL RESPONDENTS	<b>Y</b>	<b>N</b>
All respondents (235)	37.9% (89)	62.1% (146)
Registered Voters in Sequim, WA (183)	40.4% (74)	59.6% (109)
Live in Sequim, WA (226) - Self-reported	38.5% (87)	61.5% (139)
Subscribers to Sequim, WA (229)	38.4% (88)	61.6% (141)
Register respondents from anywhere (186)	39.8% (74)	60.2% (112)

AGE RANGE	186 REGISTERED VOTERS	
	<b>A</b>	<b>B</b>
18-29 (1)	100.0% (1)	-
30-39 (4)	50.0% (2)	50.0% (2)
40-49 (13)	23.1% (3)	76.9% (10)
50-59 (32)	37.5% (12)	62.5% (20)
60-69 (76)	40.8% (31)	59.2% (45)
70-79 (52)	44.2% (23)	55.8% (29)
80-89 (8)	25.0% (2)	75.0% (6)

VOTERS GENDER	186 REGISTERED VOTERS	
	<b>A</b>	<b>B</b>
F (124)	41.9% (52)	58.1% (72)
M (62)	35.5% (22)	64.5% (40)

PRECINCT	186 REGISTERED VOTERS	
	<b>A</b>	<b>B</b>
BELL HILL 207 (8)	50.0% (4)	50.0% (4)
BLUE MOUNTAIN 209 (3)	33.3% (1)	66.7% (2)
BLYN 211 (8)	37.5% (3)	62.5% (5)
CARLSBORG 214 (4)	50.0% (2)	50.0% (2)
CLINE 217 (4)	25.0% (1)	75.0% (3)
COYOTE 218 (10)	20.0% (2)	80.0% (8)
DIAMOND POINT 221 (2)	50.0% (1)	50.0% (1)
DUNGENESS EAST 222 (8)	25.0% (2)	75.0% (6)
DUNGENESS WEST 223 (1)	100.0% (1)	-
ELK 229 (1)	100.0% (1)	-
HAPPY VALLEY 237 (3)	66.7% (2)	33.3% (1)
JAMESTOWN 240 (3)	33.3% (1)	66.7% (2)
LOST MOUNTAIN 245 (1)	100.0% (1)	-
MACLEAY 247 (5)	20.0% (1)	80.0% (4)
MILLER PENINSULA 246 (3)	33.3% (1)	66.7% (2)
OLYMPIC 254 (2)	50.0% (1)	50.0% (1)

PORT WILLIAMS 258 (1)	100.0% (1)	-
PRAIRIE NORTH 259 (4)	25.0% (1)	75.0% (3)
PRAIRIE SOUTH 260 (8)	50.0% (4)	50.0% (4)
RIVERSIDE 265 (5)	60.0% (3)	40.0% (2)
SEQUIM 401 (9)	55.6% (5)	44.4% (4)
SEQUIM 402 (14)	28.6% (4)	71.4% (10)
SEQUIM 403 (9)	33.3% (3)	66.7% (6)
SEQUIM 404 (15)	53.3% (8)	46.7% (7)
SEQUIM 405 (25)	52.0% (13)	48.0% (12)
SEQUIM 406 (8)	62.5% (5)	37.5% (3)
SUNLAND NORTH 270 (7)	14.3% (1)	85.7% (6)
SUNLAND SOUTH 271 (6)	16.7% (1)	83.3% (5)
EAGLE 226 (3)	-	100.0% (3)
MONTEERRA 249 (3)	-	100.0% (3)
ROBIN HILL 266 (3)	-	100.0% (3)

## How strongly would you recommend your community to others as a good place to live?

CURRENT RESULTS		235 Total Responses	
<b>A</b>	Recommend very strongly (82)		35% (82)
<b>B</b>	Would recommend, but not strongly (112)		48% (112)
<b>C</b>	Would not recommend (35)		15% (35)
<b>D</b>	Would strongly not recommend (6)		3% (6)

REGISTERED VS NON-REGISTERED				
	<b>A</b>	<b>B</b>	<b>C</b>	<b>D</b>
Registered Voters (183)	36.6% (67)	48.6% (89)	13.1% (24)	1.6% (3)
Non-Registered Voters (52)	28.8% (15)	44.2% (23)	21.2% (11)	5.8% (3)

ALL RESPONDENTS				
	<b>A</b>	<b>B</b>	<b>C</b>	<b>D</b>
All respondents (235)	35.0% (82)	48.0% (112)	15.0% (35)	3.0% (6)
Registered Voters in Sequim, WA (183)	36.6% (67)	48.6% (89)	13.1% (24)	1.6% (3)
Live in Sequim, WA (226) - Self-reported	36.3% (82)	47.8% (108)	13.7% (31)	2.2% (5)
Subscribers to Sequim, WA (229)	35.8% (82)	47.6% (109)	14.4% (33)	2.2% (5)
Register respondents from anywhere (186)	36.0% (67)	48.0% (89)	14.0% (26)	2.0% (4)

AGE RANGE					186 REGISTERED VOTERS
	<b>A</b>	<b>B</b>	<b>C</b>	<b>D</b>	
18-29 (1)	100.0% (1)	-	-	-	
30-39 (4)	50.0% (2)	25.0% (1)	-	25.0% (1)	
40-49 (13)	23.1% (3)	46.2% (6)	15.4% (2)	15.4% (2)	
50-59 (32)	31.3% (10)	46.9% (15)	21.9% (7)	-	
60-69 (76)	35.5% (27)	50.0% (38)	13.2% (10)	1.3% (1)	
70-79 (52)	38.5% (20)	50.0% (26)	11.5% (6)	-	
80-89 (8)	50.0% (4)	37.5% (3)	12.5% (1)	-	

VOTERS GENDER					186 REGISTERED VOTERS
	<b>A</b>	<b>B</b>	<b>C</b>	<b>D</b>	
F (124)	36.3% (45)	45.2% (56)	15.3% (19)	3.2% (4)	
M (62)	35.5% (22)	53.2% (33)	11.3% (7)	-	

PRECINCT					186 REGISTERED VOTERS
	<b>A</b>	<b>B</b>	<b>C</b>	<b>D</b>	
BELL HILL 207 (8)	37.5% (3)	50.0% (4)	12.5% (1)	-	
BLUE MOUNTAIN 209 (3)	33.3% (1)	-	33.3% (1)	33.3% (1)	
BLYN 211 (8)	37.5% (3)	50.0% (4)	12.5% (1)	-	
CARLSBORG 214 (4)	25.0% (1)	25.0% (1)	50.0% (2)	-	
CLINE 217 (4)	50.0% (2)	50.0% (2)	-	-	
COYOTE 218 (10)	-	60.0% (6)	30.0% (3)	10.0% (1)	
DIAMOND POINT 221 (2)	50.0% (1)	50.0% (1)	-	-	
DUNGENESS EAST 222 (8)	50.0% (4)	50.0% (4)	-	-	
DUNGENESS WEST 223 (1)	100.0% (1)	-	-	-	
EAGLE 226 (3)	33.3% (1)	66.7% (2)	-	-	
ELK 229 (1)	100.0% (1)	-	-	-	
HAPPY VALLEY 237 (3)	-	33.3% (1)	66.7% (2)	-	
JAMESTOWN 240 (3)	33.3% (1)	66.7% (2)	-	-	
LOST MOUNTAIN 245 (1)	100.0% (1)	-	-	-	

MACLEAY 247 (5)	20.0% (1)	80.0% (4)	-	-
MILLER PENINSULA 246 (3)	33.3% (1)	33.3% (1)	33.3% (1)	-
MONTEERRA 249 (3)	-	-	66.7% (2)	33.3% (1)
OLYMPIC 254 (2)	50.0% (1)	50.0% (1)	-	-
PORT WILLIAMS 258 (1)	-	100.0% (1)	-	-
PRAIRIE NORTH 259 (4)	-	25.0% (1)	75.0% (3)	-
PRAIRIE SOUTH 260 (8)	25.0% (2)	75.0% (6)	-	-
RIVERSIDE 265 (5)	60.0% (3)	-	40.0% (2)	-
ROBIN HILL 266 (3)	33.3% (1)	33.3% (1)	33.3% (1)	-
SEQUIM 401 (9)	33.3% (3)	55.6% (5)	11.1% (1)	-
SEQUIM 402 (14)	35.7% (5)	57.1% (8)	7.1% (1)	-
SEQUIM 403 (9)	-	100.0% (9)	-	-
SEQUIM 404 (15)	53.3% (8)	26.7% (4)	13.3% (2)	6.7% (1)
SEQUIM 405 (25)	56.0% (14)	36.0% (9)	8.0% (2)	-
SEQUIM 406 (8)	50.0% (4)	50.0% (4)	-	-
SUNLAND NORTH 270 (7)	14.3% (1)	85.7% (6)	-	-
SUNLAND SOUTH 271 (6)	50.0% (3)	33.3% (2)	16.7% (1)	-

## How would you rate the overall quality of public services provided by your city?

CURRENT RESULTS			235 Total Responses
<b>A</b>	Excellent (42)		18% (42)
<b>B</b>	Good (139)		59% (139)
<b>C</b>	Fair (46)		20% (46)
<b>D</b>	Poor (8)		3% (8)

REGISTERED VS NON-REGISTERED				
	<b>A</b>	<b>B</b>	<b>C</b>	<b>D</b>
Registered Voters (183)	19.7% (36)	57.4% (105)	19.7% (36)	3.3% (6)
Non-Registered Voters (52)	11.5% (6)	65.4% (34)	19.2% (10)	3.8% (2)

ALL RESPONDENTS				
	<b>A</b>	<b>B</b>	<b>C</b>	<b>D</b>
All respondents (235)	18.0% (42)	59.0% (139)	20.0% (46)	3.0% (8)
Registered Voters in Sequim, WA (183)	19.7% (36)	57.4% (105)	19.7% (36)	3.3% (6)
Live in Sequim, WA (226) - Self-reported	18.6% (42)	59.3% (134)	19.0% (43)	3.1% (7)
Subscribers to Sequim, WA (229)	18.3% (42)	59.4% (136)	19.2% (44)	3.1% (7)
Register respondents from anywhere (186)	19.0% (36)	56.0% (105)	21.0% (39)	3.0% (6)

AGE RANGE					186 REGISTERED VOTERS
	<b>A</b>	<b>B</b>	<b>C</b>	<b>D</b>	
18-29 (1)	-	100.0% (1)	-	-	
30-39 (4)	25.0% (1)	25.0% (1)	50.0% (2)	-	
40-49 (13)	23.1% (3)	30.8% (4)	30.8% (4)	15.4% (2)	
50-59 (32)	18.8% (6)	56.3% (18)	21.9% (7)	3.1% (1)	
60-69 (76)	17.1% (13)	61.8% (47)	19.7% (15)	1.3% (1)	
70-79 (52)	23.1% (12)	55.8% (29)	17.3% (9)	3.8% (2)	
80-89 (8)	12.5% (1)	62.5% (5)	25.0% (2)	-	

VOTERS GENDER					186 REGISTERED VOTERS
	<b>A</b>	<b>B</b>	<b>C</b>	<b>D</b>	
F (124)	20.2% (25)	54.0% (67)	21.8% (27)	4.0% (5)	
M (62)	17.7% (11)	61.3% (38)	19.4% (12)	1.6% (1)	

PRECINCT					186 REGISTERED VOTERS
	<b>A</b>	<b>B</b>	<b>C</b>	<b>D</b>	
BELL HILL 207 (8)	-	87.5% (7)	12.5% (1)	-	
BLUE MOUNTAIN 209 (3)	33.3% (1)	33.3% (1)	-	33.3% (1)	
BLYN 211 (8)	25.0% (2)	37.5% (3)	37.5% (3)	-	
CARLSBORG 214 (4)	50.0% (2)	-	50.0% (2)	-	
CLINE 217 (4)	25.0% (1)	50.0% (2)	-	25.0% (1)	
COYOTE 218 (10)	10.0% (1)	60.0% (6)	10.0% (1)	20.0% (2)	
DIAMOND POINT 221 (2)	-	100.0% (2)	-	-	
DUNGENESS EAST 222 (8)	12.5% (1)	37.5% (3)	50.0% (4)	-	
DUNGENESS WEST 223 (1)	100.0% (1)	-	-	-	
EAGLE 226 (3)	33.3% (1)	66.7% (2)	-	-	
ELK 229 (1)	100.0% (1)	-	-	-	
HAPPY VALLEY 237 (3)	-	100.0% (3)	-	-	
JAMESTOWN 240 (3)	-	100.0% (3)	-	-	
LOST MOUNTAIN 245 (1)	-	100.0% (1)	-	-	

MACLEAY 247 (5)	20.0% (1)	80.0% (4)	-	-
MILLER PENINSULA 246 (3)	-	33.3% (1)	66.7% (2)	-
MONTEERRA 249 (3)	-	-	100.0% (3)	-
OLYMPIC 254 (2)	50.0% (1)	-	50.0% (1)	-
PORT WILLIAMS 258 (1)	-	100.0% (1)	-	-
PRAIRIE NORTH 259 (4)	-	50.0% (2)	50.0% (2)	-
PRAIRIE SOUTH 260 (8)	12.5% (1)	87.5% (7)	-	-
RIVERSIDE 265 (5)	20.0% (1)	60.0% (3)	20.0% (1)	-
ROBIN HILL 266 (3)	33.3% (1)	66.7% (2)	-	-
SEQUIM 401 (9)	55.6% (5)	44.4% (4)	-	-
SEQUIM 402 (14)	21.4% (3)	35.7% (5)	35.7% (5)	7.1% (1)
SEQUIM 403 (9)	-	66.7% (6)	33.3% (3)	-
SEQUIM 404 (15)	13.3% (2)	60.0% (9)	26.7% (4)	-
SEQUIM 405 (25)	24.0% (6)	56.0% (14)	16.0% (4)	4.0% (1)
SEQUIM 406 (8)	12.5% (1)	75.0% (6)	12.5% (1)	-
SUNLAND NORTH 270 (7)	14.3% (1)	57.1% (4)	28.6% (2)	-
SUNLAND SOUTH 271 (6)	33.3% (2)	66.7% (4)	-	-

## How satisfied are you with the level of communication from the city?

CURRENT RESULTS		235 Total Responses	
<b>A</b>	Very satisfied (25)		11% (25)
<b>B</b>	Satisfied (60)		26% (60)
<b>C</b>	Neither satisfied nor dissatisfied (59)		25% (59)
<b>D</b>	Dissatisfied (53)		23% (53)
<b>E</b>	Very dissatisfied (38)		16% (38)

REGISTERED VS NON-REGISTERED					
	<b>A</b>	<b>B</b>	<b>C</b>	<b>D</b>	<b>E</b>
Registered Voters (183)	12.6% (23)	25.7% (47)	24.6% (45)	21.3% (39)	15.8% (29)
Non-Registered Voters (52)	3.8% (2)	25.0% (13)	26.9% (14)	26.9% (14)	17.3% (9)

ALL RESPONDENTS					
	<b>A</b>	<b>B</b>	<b>C</b>	<b>D</b>	<b>E</b>
All respondents (235)	11.0% (25)	26.0% (60)	25.0% (59)	23.0% (53)	16.0% (38)
Registered Voters in Sequim, WA (183)	12.6% (23)	25.7% (47)	24.6% (45)	21.3% (39)	15.8% (29)
Live in Sequim, WA (226) - Self-reported	11.1% (25)	26.5% (60)	24.8% (56)	21.7% (49)	15.9% (36)
Subscribers to Sequim, WA (229)	10.9% (25)	26.2% (60)	25.3% (58)	21.8% (50)	15.7% (36)
Register respondents from anywhere (186)	12.0% (23)	25.0% (47)	24.0% (45)	22.0% (40)	17.0% (31)

AGE RANGE						186 REGISTERED VOTERS
	<b>A</b>	<b>B</b>	<b>C</b>	<b>D</b>	<b>E</b>	
18-29 (1)	-	100.0% (1)	-	-	-	
30-39 (4)	50.0% (2)	-	-	-	50.0% (2)	
40-49 (13)	7.7% (1)	23.1% (3)	23.1% (3)	38.5% (5)	7.7% (1)	
50-59 (32)	15.6% (5)	18.8% (6)	34.4% (11)	12.5% (4)	18.8% (6)	
60-69 (76)	11.8% (9)	23.7% (18)	26.3% (20)	22.4% (17)	15.8% (12)	
70-79 (52)	11.5% (6)	32.7% (17)	17.3% (9)	21.2% (11)	17.3% (9)	
80-89 (8)	-	25.0% (2)	25.0% (2)	37.5% (3)	12.5% (1)	


















VOTERS GENDER						186 REGISTERED VOTERS
	<b>A</b>	<b>B</b>	<b>C</b>	<b>D</b>	<b>E</b>	
F (124)	14.5% (18)	22.6% (28)	25.0% (31)	16.1% (20)	21.8% (27)	
M (62)	8.1% (5)	30.6% (19)	22.6% (14)	32.3% (20)	6.5% (4)	

PRECINCT						186 REGISTERED VOTERS
	<b>A</b>	<b>B</b>	<b>C</b>	<b>D</b>	<b>E</b>	
BELL HILL 207 (8)	12.5% (1)	25.0% (2)	12.5% (1)	37.5% (3)	12.5% (1)	
BLUE MOUNTAIN 209 (3)	-	33.3% (1)	33.3% (1)	33.3% (1)	-	
BLYN 211 (8)	25.0% (2)	37.5% (3)	-	25.0% (2)	12.5% (1)	
CARLSBORG 214 (4)	-	50.0% (2)	25.0% (1)	25.0% (1)	-	
CLINE 217 (4)	25.0% (1)	-	25.0% (1)	25.0% (1)	25.0% (1)	
COYOTE 218 (10)	-	20.0% (2)	10.0% (1)	30.0% (3)	40.0% (4)	
DIAMOND POINT 221 (2)	-	100.0% (2)	-	-	-	
DUNGENESS EAST 222 (8)	12.5% (1)	25.0% (2)	50.0% (4)	12.5% (1)	-	
DUNGENESS WEST 223 (1)	100.0% (1)	-	-	-	-	
EAGLE 226 (3)	-	33.3% (1)	33.3% (1)	33.3% (1)	-	
ELK 229 (1)	100.0% (1)	-	-	-	-	
HAPPY VALLEY 237 (3)	-	33.3% (1)	-	33.3% (1)	33.3% (1)	
JAMESTOWN 240 (3)	-	-	66.7% (2)	-	33.3% (1)	

LOST MOUNTAIN 245 (1)	-	-	100.0% (1)	-	-
MACLEAY 247 (5)	20.0% (1)	20.0% (1)	40.0% (2)	-	20.0% (1)
MILLER PENINSULA 246 (3)	-	-	66.7% (2)	-	33.3% (1)
MONTEERRA 249 (3)	-	-	-	33.3% (1)	66.7% (2)
OLYMPIC 254 (2)	50.0% (1)	-	-	50.0% (1)	-
PORT WILLIAMS 258 (1)	-	-	100.0% (1)	-	-
PRAIRIE NORTH 259 (4)	-	-	25.0% (1)	50.0% (2)	25.0% (1)
PRAIRIE SOUTH 260 (8)	25.0% (2)	25.0% (2)	12.5% (1)	-	37.5% (3)
RIVERSIDE 265 (5)	20.0% (1)	20.0% (1)	20.0% (1)	-	40.0% (2)
ROBIN HILL 266 (3)	-	-	33.3% (1)	33.3% (1)	33.3% (1)
SEQUIM 401 (9)	11.1% (1)	44.4% (4)	11.1% (1)	22.2% (2)	11.1% (1)
SEQUIM 402 (14)	14.3% (2)	28.6% (4)	7.1% (1)	35.7% (5)	14.3% (2)
SEQUIM 403 (9)	-	-	55.6% (5)	22.2% (2)	22.2% (2)
SEQUIM 404 (15)	13.3% (2)	40.0% (6)	40.0% (6)	-	6.7% (1)
SEQUIM 405 (25)	24.0% (6)	20.0% (5)	28.0% (7)	28.0% (7)	-
SEQUIM 406 (8)	-	62.5% (5)	-	25.0% (2)	12.5% (1)
SUNLAND NORTH 270 (7)	-	14.3% (1)	14.3% (1)	28.6% (2)	42.9% (3)
SUNLAND SOUTH 271 (6)	-	33.3% (2)	33.3% (2)	16.7% (1)	16.7% (1)



## Do you have any parting thoughts for the city of Sequim?

-  **Anonymous user's Opinion**  
I am against the MAT Clinic. Look up other cities that have bussed people in against the will of the people and see what has happened to those communities. Devastated and crime riddled. Do your homework and don't let that happen here.
-  **Anonymous user's Opinion**  
Question 12--We live in an HOA in the City of Sequim. We pay the SAME city resident taxes for lesser city services i.e road maintenance, snow removal which should be deemed a public safety issue. Last winter fire or ambulance emergency vehicles would not have gotten to our road. The snow removal issue should be addressed in a different manner. Would we be on our own if an earthquake occurred? Taxes should be adjusted accordingly. This inequity should be addressed.
-  **Anonymous user's Opinion**  
More walkability is needed. More sidewalks on both sides of every street. Space between bike paths and faster traveling traffic. Plenty of lighting everywhere. Ubiquitous lighting.
-  **Anonymous user's Opinion**  
Transparency
-  **Anonymous user's Opinion**  
Your job is representing the citizens of Sequim. Why were we given no opportunity to vote on the MAT project? Why is the City Council not personally addressing the concerns of over 2300 citizens opposing the MAT?
-  **Anonymous user's Opinion**  
Members of the city council who are responsible for allowing the MAT clinic to proceed will all need to be voted out, recalled, and held to account for the giant disaster that is coming.
-  **Anonymous user's Opinion**  
Too bad more people don't vote in city elections.
-  **Anonymous user's Opinion**  
The handling of the MAT proposal was not good. Secrecy followed by a big A1 or 2 permit push. Very misleading.
-  **Anonymous user's Opinion**  
No MAT in sequim!
-  **Anonymous user's Opinion**  
Listen to what the community wants.
-  **Anonymous user's Opinion**  
Perhaps you should ask these questions AFTER (and if) the potential MAT clinic goes in and our wonderful town goes to hell. But then I will no longer be here to care as I'm prepared to sell the house, pack up and leave. same goes for my mom and close friend. Something I never thought I would do after 23 wonderful years here. Only a couple people on council who listen to US, THE PEOPLE, and I appreciate them. The rest? Here's hoping they're voted out as soon as possible.
-  **Anonymous user's Opinion**  
The city is responsive to peoples needs.
-  **Anonymous user's Opinion**  
I support the MAT Clinic in its proposed location.
-  **Anonymous user's Opinion**  
Total lack of communication BEFORE methadone clinic approval. Should have taken a poll of city businesses, city dwellers and those who frequent Costco and surrounds on a regular basis. Why not the clinic on tribal land? It would negatively impact their casino, their restaurants, their hotel, their other business establishments. Very "not in my backyard" attitude. I'm OK on the clinic but not the location. Put it on tribal land. Buses stop there, too.
-  **Anonymous user's Opinion**  
The city gov was not transparent in planning the proposed "Regional" MAT for 5 years. That makes us not trust our city council & planning dept. We do not have proper infrastructure in Sequim to support such a facility. The location needs to be moved 10 to 20 miles outside of town away from local businesses and residences. Sequim NEEDS City ordinances to not allow panhandling, sleeping or loitering on sidewalks/parks etc. Seattle is shipping homeless and drug addicts here. Let's ship them back. Please, please DO NOT ALLOW IN SEQUIM A REGIONAL MAT FOR OPIOID ADDICTS OR PSYCHE WARD FOR PEOPLE FLIPPED OUT ON DRUGS!!!! 90% have no valid driver's license, 13% have criminal dealings, 47% housing challenged, and 49% drop out. If it is built, the will come to Sequim for their daily dose of free drugs. Look at Sequims Core Values. Look at zoning for whole project including end result of other cities like Peru, IL. Hemet, CA. WRONG LOCATION. It would be like putting in Clallam Bay prison across the street from Vintage Apartments. WE NEED YOU, OUR REPRESENTATIVES, TO STEP UP TO THE PLATE, FIGHT FOR OUR TOWN! JUST SAY NO!!!!!!
-  **Anonymous user's Opinion**  
Taxes are too high and are squandered on non essential projects.too many vanity and tourist projects.no relief programs for disabled veterans.i am slowly being forced out of home due too taxes.
-  **Anonymous user's Opinion**  
No MAT facility in Sequim, focus on Safety and Law Enforcement.

**Anonymous user's Opinion**

Please listen to the citizens of Sequim who oppose the location of the MAT and come up with a strategic plan to locate it in a better location for the safety of our town.

**Anonymous user's Opinion**

I am against the regional medication assisted treatment center. The city has laws in place to protect its citizens yet they aren't being enforced. Sequim does not have the infrastructure to support MAT. The City lacks good paying jobs, an ER or Police to handle to support medically challenged people who are at high risk for relapsing. Elected officials have no experience in making informed decisions about a MAT facility. If the Jamestown S'Klallam Tribe was getting a 400 percent reimbursement rate per dose, they would not be interested in this new Enterprise. This project has been skillfully planned by Ron Allen, Mark Ozias, the 24 District representatives and Olympic medical center board of Directors. If MAT is so successful, then why are cities like Seattle, San Francisco and Los Angeles spending millions on treatment and it's getting worst?

**Anonymous user's Opinion**

A regional MAT clinic does not belong in Sequim. We do not have the resources currently to take care of the side effects.

**Anonymous user's Opinion**

Sequim residents and property owners should have been told about the MAT clinic planning LONG ago. It is disingenuous in the way it was handled. Other projects (roundabout @ Sequim-Dungeness/Woodcock) were also rammed down our throats whether we want them or not.

**Anonymous user's Opinion**

generally good job for a town this size. I am unhappy about the elitist attitude of many in the town, concerning homeless, near-homeless, affordable housing and age-specified housing available. We need more shelter for the workers. The money is here to promote reasonable housing for all, and people should not have to travel far, live in the woods far from town, or in their cars to be able to work in Sequim. I hope that the County is working with Sequim to gather a low-income tax to promote and provide housing. Also, the concept of multiple family units (a rental cabin or trailer) on a person's lot, plus a large, city managed camping park with plug-ins and shelters, and security is needed. I suggest a large "greenhouse structure" to allow tents to be pitched under the open-ended, but wind and rain-protected cover of a shelter be built. All the campground nearby are always full and expensive.

**Anonymous user's Opinion**

Do not destroy our city by allowing a MAT clinic to be built in current location.

**Anonymous user's Opinion**

I love Sequim - it's like a paradise for retirees like me. We bought a house here and are very happy. But I cannot believe that the city didn't get feedback from residents before allowing a mat clinic. Sequim doesn't need one and it doesn't fit the character of this place. We are not junkies, we are retired folk who worked a lifetime to enjoy retirement. I don't disagree that the county needs something but it should not be in Sequim. Was some needs assessment done? Did it indicate that the greatest need was in Sequim? I think not. Joyce, Forks and Port Angeles come to mind as more reasonable places to locate a MAT clinic. I have never seen the community so aligned on an issue - people here don't want it. And apparently there isn't a damn thing we can do about it. And I am pretty sure that the only people in favor of it here don't own property.

**Anonymous user's Opinion**

Good place to live

**Anonymous user's Opinion**

More code enforcement. Reduce the speed of traffic thru residential neighborhoods. The city could do a better job of cleaning debris from the streets and sidewalks. Also, weed control, cutting back bushes, trees that encroach sidewalks and create poor visibility at traffic corners.

**Anonymous user's Opinion**

We don't need a MAT clinic. We need more things for kids to do. Mini golf, arcade, batting cages etc

**Anonymous user's Opinion**

Ask these same questions a year from now. The infrastructure will be quite different and the public protection services will possibly be totally inadequate. I hope I am wrong but MAT is bringing total chaos to this area and it needs to be addressed before it collapses - not after!

**Anonymous user's Opinion**

No MAT clinic behind Costco! Wrong location. Take this poll again when that's been running for a year or two and you'll likely get very different answers.

**Anonymous user's Opinion**

The medical services are so bad that I believe that living in Sequim could be the difference between life and death. Being that if you live in Sequim you might die from the lack of services or response times.

**Anonymous user's Opinion**

Local government should d post on line planned and current infrastructure improvements

**Anonymous user's Opinion**

No MAT!!!!

**Anonymous user's Opinion**

City Council should pay more attention to citizens and provide more transparency concerning MAT clinic and other development plans that have the potential to affect the community.

**Anonymous user's Opinion**

I am very pleased that the MAT center is being built in Sequim

**Anonymous user's Opinion**

When we moved here from Seattle, we knew we were giving up easy access to a variety of cultural, retail and dining options, but that was an acceptable trade off for also giving up the noise and congestion of the city.

**Anonymous user's Opinion**

Need more openness from City Council on affairs with Jamestown S'Klallam Tribe.

**Anonymous user's Opinion**

Sequim is in transition, fast growth, with limited supportive infrastructure. We need better traffic control, especially downtown during tourist season. I also not feel the Mayor, and particularly the City Council do not listen to the citizens. They do not want input and have their own plan in mind. That said, the employees of the City are responsive to the needs of the communities and do a great job. My low ratings on the Safety questions are related to the frequent traffic violations, speeding drivers, theft, people pan handling and posing threatening behavior and the lack of police visibility are problems. Yes I realize we have limited police resources. Lets fix that. Like the idea of the Police Volunteers patrolling, that gives a sense of safety. Last, this community is so divided at the present time and that is painful to all residents. I fully place this division on the City Council, its failure to listen to 'all' citizens and simply doing what it feels best....we the citizens are not incapable of making good decisions.

**Anonymous user's Opinion**

Progress is not always the right choice. I think they have lost sight of why Sequim has been considered a retirement community for so many years and now allow the money carrot to dictate their decision rather than what's best for the community.

**Anonymous user's Opinion**

The whole matter of the MAT clinic has been a huge disappointment to us. The need is obvious but the location is terrible and we do fear this is going have a negative impact on our city.

**Anonymous user's Opinion**

City should be ashamed to allow Jamestown Tribe's MAT Addiction Facility into our community - this will be the downfall of Sequim & I plan to sell my house & move.

**Anonymous user's Opinion**

Maybe a blog or regular informational emails from the city with meeting agendas, important issues, etc. would be helpful. People seem to whine a lot about not knowing what's going on, maybe giving them one more option would help.

**Anonymous user's Opinion**

I feel that the Sequim city leaders are turning a blind eye on the MAT subject. What needs to be addressed is the lack of police and the possible issues that will cause if and when we have issues from the MAT clinic. The tribe needs to publicly come out with a statement on this issue. They need to work with the Clallam county Sheriff and the Sequim police. I believe if they come out and publicly assure they will do everything they can to make sure we as citizens will not be harassed by MAT users and homeless whether this means more funding to assure there will be a larger police presence in the Sequim area or at the very least take responsibility if there is I believe this will help facilitate the opening of the MAT clinic and help ease the minds of some of the people in the Sequim area.

**Anonymous user's Opinion**

No MAT in this great little town...hear us...NO MAT!

**Anonymous user's Opinion**

What was with the asteriks? ; the answer to #3 should be "depends" upon when is the need..probably not in a major disaster.

**Anonymous user's Opinion**

There are weeds growing inbetween sidewalks and pavement on many city streets. The lack of sidewalks on many streets in the one mile radius of downtown is embarrassing. Local police are overwhelmed with calls and understaffed so many seemingly minor crimes aren't investigated or prosecuted. Drug use and homelessness is increasing and there is only a private warming center. Traffic is horrendous during afternoons and I feel like there wasn't enough studies done on the community impact of the incoming MAT center.

**Anonymous user's Opinion**

Most of my answers will become negative if the MAT facility is built and allowed to do business in the city of Sequim. My wife and I are currently considering moving if construction starts on the MAT facility.

**Anonymous user's Opinion**

I feel that there has been an unfortunate group started by people who don't even live in Sequim that has set about to bring discord and fear to the city. It has sadden me to see this happening. Part of it is fear of change and a false image that Sequim is solely a city built for seniors and that the outside world is bringing in undesirables. So now instead of compassion we have hatred and neighbor against neighbor. A lot of this hatred is unjustly directed at the Jamestown S'Klallam Tribe who have given so much to this area: Providing health and dental care for all, preserving and caring for the land and jobs. The Dungeness River Center and Railroad Park has been preserved by them. They are actively cleaning rivers and bays. They are restoring oyster beds and salmon to the streams. The new hotel will open the area to tourism. They are partnering with City and County to bring better internet service. But you have people actively supporting boycotting the Tribe and spewing hatred. Many of these seniors also do not support the schools. Bonds are not passed because they need 60% approval. Since I have been living here every bond has been defeated by the narrowest margin. These people wrongly think that since they don't have children they shouldn't pay for other peoples' children. We have more than 50% of students living in poverty. Maybe instead if divisive politics they could volunteer to help the schools. The City and County politicians are also being unfairly targeted. All city meetings are open to the public. Planning was set in place in 2014. Multiple meetings were held. Committees are open to join and then these people cry "you didn't let us know." Don't take outsiders words as fact.

**Anonymous user's Opinion**

While currently I feel I would receive response from public safety departments if I needed assistance I feel that they will be lacking in the future and need additional resources.

**Anonymous user's Opinion**

Don't grant the vocal minority too much power and influence. Continue on with services, development and planning as you have in the past.

**Anonymous user's Opinion**

The MAT clinic should not be located in Sequim. It is diabolical to risk destroying this rare charming town! Put it somewhere else!

**Anonymous user's Opinion**

If the MAT does get built, Sequim will suffer greatly!!!!

**Anonymous user's Opinion**

Maybe a blog for the city! Especially since don't have adequate newspaper coverage for Sequim. PDN focused on Port Angeles. Once a week for Gazette is not enough.

**Anonymous user's Opinion**

I have always trusted the city council and planning commission until the MAT and Lavender Meadows were exposed. Now I attend every meeting as I do not trust them. They are making poor decisions

**Anonymous user's Opinion**

I understand why the City of Sequim wants to grow and broaden their tax base, but my family moved here because of the small town feel, the slower pace. That feeling is becoming lost.

**Anonymous user's Opinion**

Wish more input from the Community went into the decision regarding the mat center. So many ways we could have handled the addicts and homeless without attracting more to our area. The council's purpose is to put the Community first. Look at the big picture and future affects of each decision.

**Anonymous user's Opinion**

Why has there been no public discussion concerning the MAT clinic in our town before this spring as this was in the pipe line for several years?

**Anonymous user's Opinion**

I do not want a MAT facility put in Clallam County. Houses are already falling out of sale pending because of the MAT problem. I'll move if a MAT facility goes in because I won't be safe, trash, homeless, needles, crime will go up and house prices will go down and taxes will go up even higher. The City won't be able to keep Sequim the nice little hamlet it is now and it won't be one of the 10 best cities to retire to in the USA as it has been in the past years. Companies and restaurants will leave Sequim and it will be a homeless town. No MAT in Clallam County.

**Anonymous user's Opinion**

Very shady, the passage of the drug center.

**Anonymous user's Opinion**

Do not acquire the John Wayne Marina without first giving residents a vote.

**Anonymous user's Opinion**

I find that I shop more on line because of items I need not being available here. I do not wish to travel to other cities to shop.

**Anonymous user's Opinion**

Would recommend community strongly if not for the regional MAT facility being erected.

**Anonymous user's Opinion**

We need more medical care in Sequim, but not the regional Opioid center. How about a teaching hospital instead and there can be an opioid treatment facility within the hospital? That makes much more sense than inflicting our community with the hazards of a regional drug treatment center.

**Anonymous user's Opinion**

1) I have lots of questions about online polling. How statistically valid is it? How easy is it for someone to respond with more than one survey and "stuff the ballot box"? Is it slanted toward certain populations (those that are are technologically skilled for example)? How are the respondent's privacy protected? 2) I pay considerable property taxes on a new house in a new development in city limits and yet I don't get as many city services as some folks who live in older areas of the city who do not pay as much in property taxes (the city does not take care of any of our development's streets but city does take care of streets in other older parts of the city, this includes plowing the streets during snowstorms).

**Anonymous user's Opinion**

Sequim is no place for a regional M.A.T facility. The city leadership needs to stand against the pkans for one .. It is bad for retail businesses, bad for the senior citizens, bad for woman and bad for the children of Sequim. Do not import drug addicts and other criminal elements into our small community.

**Anonymous user's Opinion**

Do not want MAT- not needed for Sequim

**Anonymous user's Opinion**

No.

**Anonymous user's Opinion**

Do not allow MAT facility in Sequim

**Anonymous user's Opinion**

There are too many city employees for a city the size of Sequim. Other towns and cities this size do not have this many. Why do we need an assistant city manager, art coordinator, paralegal, volunteer coordinator etc.? These are "nice to have" employees and not "need to have."

**Anonymous user's Opinion**

I hope that the City of Sequim does a survey regarding the MAT clinic that may be coming. If it indeed comes, I will feel significantly less safe and protected in this community, and even in my own block. Please consider doing a survey.

**Anonymous user's Opinion**

I have lost all caring for this city because the city council has put the future of this city in doubt by allowing the construction of a regional MAT clinic inside the city limits without any input from its citizens.

**Anonymous user's Opinion**

Sequim is a beautiful city and has been developed thoughtfully, over the years. While there are ways for a proactive person to remain engaged in decision making, there are often key important decisions that could be made more public, such as major directional conversations like zoning and other overall long term city plans that will shape the city for years to come. Money is often wasted, at the detriment of tax payers, for the benefit of beautification. Now we've attracted all these yuppies from C.A. who really have no sense of community and only care about their own interests. That's what expensive superficial beautification attracts. Meanwhile, many locals are suffering in more ways than one. Widening roads, taking easements from our property, to accommodate festival and school traffic, was a low decision by the city. The roads look ratchet. If you're going to do it, do it well. No sidewalks, on Alder st. makes it look bad and makes it less safe for pedestrians. Should have put sidewalks and allowed street parking on one side of the street only.

**Anonymous user's Opinion**



Please make it easier to learn about road construction projects on hwy 101.



**Anonymous user's Opinion**

I think you are doing a great job.. I know there has been alot of controversy lately concerning the MAT facility..but I have faith in our little community..and in you all...over here keepin hope alive..Sequim since 1991..thank you for all you do...



**Anonymous user's Opinion**

Do NOT let the Regional MAT CLINIC be built anywhere near Sequim.



**Karen Hogan's Opinion**

I want to commend the City Council Members and Commissioners who have not been bullied by the mob mentality of the Save Our Sequim group. I appreciate the partnership we have with the Tribe.



**Anonymous user's Opinion**

We need a hospital emergency room

**Anonymous user's Opinion**

City of Sequim Council out of fairness to all community members must ask for the coice of all community members not just 150-200 loud people including out of towners who claim to be 2,000 within the city limits. Our infrastructure is suffering and our city should be participating in helping community members getting state grants available for historing homes and business buildings. I don't want to recommend Sequim because the new people we do have are not impressing me much. I think we are fine with the population we have. Are we ever going to be permitted to water our lawns again in the summer? The city is way behind. There is no excuse for a street with sidewalks on one side and not on the other and confusion about where property lines are because of dirt owned by the city of Sequim in front of our homes. Please do something about the RATS! Neighbor got rid of raccoons under her home and the rats I paid to get rid of are now back again. Nothing keeps them out! Please do something!



**Anonymous user's Opinion**

Plan for the needs of all residents, not just entitled few. We have many long term residents who have built and cared for this city, have made it into a welcoming place. Do not let fear rule this community. This community is about people and caring for each other, not just a retirement area for those with money to create their utopia. Many of us have lived here for years, have retired here and need the whole community and good services and each other. This must not e only a gated, privileged community of retirees. It must be a community for ALL. NO more hate.



**Anonymous user's Opinion**

The City of Sequim has been a little Oasis. If the REGIONAL MAT CLINIC is allowed to go in behind Costco. It will become an undesirable place to live and I would never recommend it to anyone else. The MAT Clinic has been in the works for 5 years according to the Tribe. Our Counsel Members never asked what we the People would want. Shame on them. This is a Tourist and Retirement City. What were you thinking?

**Anonymous user's Opinion**

I do, the current MAT issue would have 100% prevented us from moving here, and not because it is being built, but people and their reactions - Sequim is insanely divided right now and I don't see how the divide will be fixed any time soon - the hatred, ill-founded fear, vitriol, divisiveness, and downright racism is heartbreaking to witness - splitting up friends, families, and neighbors. I am not afraid of what comes with MAT, I am afraid of what the locals will do, picketing, calls to arm, boycotting? Are these sane ways of handling things? The unfounded fears are ridiculous and ignorant - having lived all over the world this is nothing compared to real-world issues and it seems a majority of the senior population (erroneously) believe Sequim is some kind of Mulberry Senior Retirement town, it isn't, it is a normal small-town USA, with small-town issues and people of ALL ages - economic depression and health issues are major reasons behind the opioid pandemic and this MAT will go a long way on helping that! Once they start calling the facility by its proper name, once they stop ONLY going after the tribe (and add the other entities involved) with their hateful vitriol and once they stop spreading disinformation, maybe the people who believe in compassion and caring will actually listen to them! JKT has invested in and helped Sequim more often than not...!



**Anonymous user's Opinion**

I think the city council needs to do more polling to get feedback on controversial issues like the MAT clinic and John Wayne Marina.



**Anonymous user's Opinion**

No MAT facility in Sequim. It will ruin this beautiful community



**Anonymous user's Opinion**

Would like a vegan/vegetarian restaurant option. Many folks on Sequim nextdoor.com do not read the Gazette or PDN. Maybe have a City staff member assigned to look at postings. At least have Sequim PD and City Council listed in the Agencies section?



**Anonymous user's Opinion**

More than one of us in my neighborhood have called the city police to deal with crime in our area. We have stopped calling because we don't get help. So we look out for each other as much as possible. It's not like it used to be here. :(



**One Two's Opinion**

The treatment center is not needed.....Been noticing more and more people w/signs begging for money.....Drugs or food?? What will happen when you have more beggars than tax payers?? I let you work on that one.



**Anonymous user's Opinion**

The MAT clinic was a total surprise and a huge concern. I feel like our town was blindsided.



**Anonymous user's Opinion**

We live in town close to where the sunbelt apartments are and there has been a murder and an attempted murder. In the park next to us, there has been drug use, prostitution, and people living in their vehicles in the parking spots. Witnessing this first hand has made it an easy decision to move out of city limits before the MAT center is built.



**Anonymous user's Opinion**

The City of Sequim government is corrupt, and opaque.



**Anonymous user's Opinion**

I feel there needs to be more to clean up some properties inside the city limits of Sequim. Many homes have a great deal of junk outside and not far from city hall. It is embarrassing to bring visitors by these areas. Move needs to be done to not have this. Many take pride and these places that don't ruin it for others.

**Anonymous user's Opinion**

I find Sequim managers are a little too consider wit outdated things like libraries (most folks use their smartphones or the net for that) rather than doing things to attract businesses that will revitalize the community. Washington Street downtown has many dilapidated buildings and when driving through, people dismiss it as a desirable city. Port Townsend and Gig Harbor have done so much better revitalizing their community in that regard. Attracting new businesses is the fastest way to make city grow.

**Anonymous user's Opinion**

Currently we feel safe and like the qualities of life in Sequim. However, should the MATS go through we are in doubt that those qualities can be maintained. One look at the "Hovel" named Port Angeles and its looks and peoples walking the streets and one can see what the druggy homeless group does for a community. Look at what the selling price for equivalent homes is for both cities and then ask yourself , "Why". I don't want my home, neighborhood or city to become like Port Angeles. I find it disturbing that a local future housing development nearby was required to post a sign for a considerable length of time warning / informing locals of the proposed upcoming development however, to my knowledge no equivalent signage has been posted for the MATS clinic. At this time I cannot with good faith recommend Sequim to any of my Seattle friends whom are approaching retirement age. MATS should be disapproved!!

**Anonymous user's Opinion**

Sequim residents should have a chance to vote on the MAT clinic prior to approval. Anything like this that will affect resale, crime, and the overall image of our town should be scrutinized.

**Anonymous user's Opinion**

City should plan now for increase in crime in the next 1-3 years and beyond. Crime is coming and the seniors will be the targets.

**Anonymous user's Opinion**

It not taking the consideration of the citizens when making a behind closed doors deal with the tribe on MAT

**Anonymous user's Opinion**

The City if Sequim should have been transparent regarding placing the MAT Clinic near Costco. Although it isn't 'downtown', it is at the epicenter of where people shop regularly. The clinic should go by the Jamestown Clinic, or out in Blin. The city council has lost the trust of the members in the community. Although a MAT Clinic may well be needed in the community, fears of the economic and social negative impact on the community are being totally disregarded.

**Anonymous user's Opinion**

Concerns about our future and safety if we as a community allow a Regional Medication Assisted Treatment center in our city.

**Anonymous user's Opinion**

The regional MAT center will be devastating for Sequim and the clandestine nature of how it came about is completely wrong. The location is completely inappropriate.

**Anonymous user's Opinion**

Before the MAT Clinic information these marks would have been much higher. I don't think the City Council is too worried about representing the citizens who reside outside of city boundaries. I am concerned about the number of homeless on the streets now, and the possible repercussions of the MAT clinic on many of the polled items.

**Anonymous user's Opinion**

Sequim cannot support a MAT Clinic. We need doctors and hospital support. Our infrastructure cannot support the bussing of addicts and homeless. Affordable housing is a huge need. Get the priorities in line.

**Anonymous user's Opinion**

Too many city officials are more "political" than striving to make real changes to help the community. They are basically lazy and don't want to rock the boat.

**Anonymous user's Opinion**

Continue to support Jamestown S'Klallam Tribe, they are a great partner with the community. Work with the DOT to address safety issues on the 101 at Palo Alto and Louella intersections. Encourage more ethnic (Indian) or fast casual (Chipotle) restaurants to come to Sequim. Support emergency services.

**Anonymous user's Opinion**

City makes great efforts to give and receive information and opinions. Residents need to be proactive. The city uses various media to reach out. I'm satisfied. Thanks.

**Anonymous user's Opinion**

Internet connectivity is limited. We use Century Link and T-Mobile but have regular problems with both of them. I do wish we had more affordable grocery and dining options, but I don't know what the city can do about that. Having Grocery Outlet here helps.

**Anonymous user's Opinion**

I'm extremely upset that the MAT center is coming to Sequim. We are looking to move if this takes place. My family has been on the Peninsula since the 1800's and I am sad we may need to move. Also we are being taxed so much that our "American dream" is turning into a nightmare! I'm tired of not having any say and lining the pockets of the government.

**Anonymous user's Opinion**

I am not sure who the "city of Sequim" is. If I want info, the first thing I'd do is look online. Does cos have a Facebook page? I feel the local news papers do a good job at covering info, but I'm not sure where else a citizen can access city info.

**Anonymous user's Opinion**

What possible benefit is a MAT clinic to a city of primarily older people? Who could possibly believe that the emergency services are adequate to address the influx of criminal and mentally ill people associated with a regional facility? We don't have a hospital or Emergency room. A Recipe for disaster.

**Anonymous user's Opinion**

Am not satisfied with the MAT facility being located in Sequim. Too many unknowns - not enough unbiased info being provided. Will be detrimental to the atmosphere of the city.

**Anonymous user's Opinion**

While my neighbors complain that they'd like more of [fill in the blank], they also say they don't want more taxes. I'd say this indicates a good balance.

**Anonymous user's Opinion**

Don't be swayed by a vocal minority.

**Anonymous user's Opinion**

Overall, Sequim is a wonderful place to live. One of the few things that I worry about is the ability to meet our water needs. I see new subdivisions and businesses being approved and wonder how Sequim will meet this increasing need for availability of quality water, especially in low water years. Secondly, I hope that city planning takes into account the wonderful views we have here and does not allow buildings to block those views from current residents in the future as happened recently. Several residents' afternoon light and mountain views are now blocked by a large, ugly warehouse on Harrison Rd. It is taller than the existing Sears and is very close to the property line. When mountain views and beautiful sunsets are part of the attractions that entice people here, and are part of our property values, it doesn't seem fair to allow one business to impact our homes. I don't think anyone on the council would allow this to happen to their property and it should not happen to others. Potentially affected property owners should have been notified in writing instead of a small, mostly illegible sign on a seldom, if ever used road. ( I realize this was Carlsborg and not Sequim. Hopefully both will consider this issue in the future. By the way, I am for the MAT center and I fear the SOS campaign is doing damage to our town by its scare tactics. This issue is dividing our population, harming businesses and possibly damaging the good relationship Sequim has with the Jamestown tribe. It could very well be influencing potential new residents and tourists. Who would want to come to a town with all the terrible things they are predicting? I hope they tone down the rhetoric and really Save our Sequim. Thank you.

**Anonymous user's Opinion**

NO MAT!!! It will turn our community into a different place and probably will move! Our government is not listening and willing to turn Sequim into Seattle with experimenting! No return after! Let us vote on it!!!

**Anonymous user's Opinion**

I would like for the city council to pay attention to the citizens opinion and allow POLCO to survey us on the drug rehab center location.

**Anonymous user's Opinion**

Anyone with a Sequim address should be included in the decisions that affect Sequim, and as such should be able to VOTE on local issues. As it is now, only those within certain city limits are allowed to vote on local issues, that affect us ALL. That's not fair representation, and skews results in favor of a very small group of Sequim residents, rather than giving ALL Sequim residents a voice. More specifically right now, I just read an article about the proposed MAT facility. I think the facility is a brilliant idea & VERY much needed in this community. Those who need the facility are already IN the community, so those opposed to the proposed facility & location have blinders on. They don't want "those people" in "their" community, but "those people" are already here, and this is OUR community. The tribe should build the facility as proposed, and Sequim will be a beacon of hope. This will HELP the community, not harm it.

**Anonymous user's Opinion**

The SOS is a group of misinformed, over reactive people egged on by a woman who wants to run for political office. They've littered the area with signs, but don't speak for the majority.

**Anonymous user's Opinion**

Do not invite addicts from all over the county to a MAT facility near busy places and parking lots, i.e. Costco.

**Anonymous user's Opinion**

No REGIONAL MAT clinic . There is no reason to bus in drug addicts here.

**Anonymous user's Opinion**

Very disappointed with city government regarding the MAT plan.

**Anonymous user's Opinion**

My feeling unsafe in my neighborhood is about a home that has been a drug home with a man who is a bully to my neighbors and the children in the neighborhood. I am afraid to ask him or the city to have him stop his behavior, which includes loud noise at night, because he may then have it in for me. I also have a huge problem with the noise the staging area (for the street and water pipes) on Fir St. It is sometimes horrible and I can actually feel the pounding of the metal. Much less the ridiculous hours they start and stop work. This is not the sweet quiet neighborhood I moved into.

**Anonymous user's Opinion**

I live outside Sequim in the county, but consider Sequim my place. I do all my shopping there as I like to keep it local. I rarely have to order online as everything I need as a homeowner is here. I rarely shop the big box stores preferring to keep as much of my money right here in town. So, although many of these questions are more appropriate for actual city dwellers, as you know, your audience is all of us in the Sequim/Dungeness area. And, finally, I find City employees are wonderful, friendly, take their time, are very thorough, always do much more than the minimum, very customer oriented and deliver services with a smile. I notice this because I volunteer as a concierge in the lobby and see all the time just how beautifully folks are treated and not rushed.

**Anonymous user's Opinion**

I am unhappy with the arbitrary decision of the City to allow a MAT facility in downtown Sequim. The issue should go to a vote of the residents.

**Anonymous user's Opinion**

I believe in our elected officials and city workers and think you are doing a great job. There are a lot of opinionated community members (i.e. SOS) and they are nay saying elitists so dont worry about their negativity. Keep doing the excellent work you are doing

**Anonymous user's Opinion**

Read your copy of the CONSTITUTION!

**Anonymous user's Opinion**

No one knew about this tribal clinic coming to Sequim until it was too late to do anything about it why?

**Anonymous user's Opinion**

The City needs to be more transparent when it comes to large projects like the Regional MAT Clinic that has divided this community. We should have been made aware of this during the very early stages so the community could have their say in what they feel would be in the best interest of our town. Clearly the city council did not take this into account.

**Anonymous user's Opinion**



No Regional MAT clinic in our peaceful town! It will decrease the safety of the citizens, and create MANY problems for the police/fire/EMT's. Do not ruin our piece of heaven by bringing this in to town!



**Anonymous user's Opinion**

The MAT debacle has caused many to lose trust in the leadership of this community. Informing the community in the early stages of planning, would help restore that trust. Work hard to regain the trust that was lost.



**Anonymous user's Opinion**

Do not allow the MAT clinic at the proposed location.



**Anonymous user's Opinion**

Keep up the good work, we live in a beautiful place and we need to keep it safe, beautiful and a good place to love. Thanks for asking!



**Anonymous user's Opinion**

We no longer trust our city council and planning commission to make choices to benefit of the people of Sequim and our community. They seem to be working for developers to build a Regional MAT clinic in Sequim against the will of the people



**Anonymous user's Opinion**

The City Council needs to be more transparent. The current Methadone Treatment facility proposal has been on the agenda for a long time. The people were not notified or allowed to participate in the planning and or rezoning of property . People on the council who do business with the developer of this project did not recuse themselves when voting.



**Anonymous user's Opinion**

Sequim seems to be overly focused on visual art.



**Anonymous user's Opinion**

I think the Mat center should be voted on by the residents



**Anonymous user's Opinion**

The division in our community fomented by the SOS group bothers me a lot. The group leaders don't even live in Sequim, but they have succeeded in dividing our wonderful community and sowing seeds of hate where unity once thrived. I don't know what the solution is, but they have done far more harm than good.



**Penni Lee Dill's Opinion**

Every single one of us is so blessed to live here. I want the Peninsula to be a shining example of one of the many communities that have eradicated homelessness. We can also look forward to the tremendous change the healing campus is going to bring those in need here. If we can all give a little, everyone can have enough. I want to thank our mayor for his leadership and decorum in the face of tumult he never could of imagined.



**Anonymous user's Opinion**

Keep out the Tribe's drug rehab. center. It will destroy the safety of our community. We don't need more drug patients from other counties brought into our area. This project should go to the vote of the people of Sequim!



**Anonymous user's Opinion**

When city management first learns of unusual proposals that have the potential to adversely effect the city they have an obligation to provide an "alert" to the citizens.



**Anonymous user's Opinion**

We do not need or want a regional MAT facility in the middle of the city!



**Anonymous user's Opinion**

I am very concerned about the possibility of a regional MAT Clinic coming to our beautiful town. This will impact law enforcement and all services and public spaces we now enjoy.



**Anonymous user's Opinion**

There is a definite need in our community for substance abuse treatment and therapy.



**Anonymous user's Opinion**

Don't ruin this place by allowing the Methadone Clinic in Sequim.



**Anonymous user's Opinion**

With the exception of the Mat clinic being thrust upon our City I believe that leadership has been effective. As a new citizen to Sequim I feel that the tribe is the 800lb gorilla that ultimately does whatever it pleases. Maybe MAT will be a good thing. But the implementation was very poorly done and is divided the community. That is a shame....



**Anonymous user's Opinion**

Need more entertainment choices, restaurants, brewpubs, bowling, movies, things for teens



**Anonymous user's Opinion**












NO MAT



**Anonymous user's Opinion**

Thankful to the Jamestown tribe for all they do for the community.



-  **Anonymous user's Opinion**  
The MAT situation has changed our entire attitude about Sequim and it's future....and ours.
-  **Anonymous user's Opinion**  
Why has the city disregarded the will of the people in regards to the Regional MAT Clinic currently in the permit process. The super majority of the inner and outer city residents are against the MAT. Shame on the city leaders. You will pay a high price for your cowardice and pandering.
-  **Anonymous user's Opinion**  
Build the MATS clinic on the SKallam property in Blyn.
-  **Anonymous user's Opinion**  
I live not in Sequim but in the UGA. Therefore many of these questions either are meaningless to me or do not apply. I would think that for the purposes of these polls you would want to limit participation to city residents, and/or add a "does not apply" choice to the answers.
-  **Anonymous user's Opinion**  
NO MAT!!!!NO TRAILER PARK AT OLD OLYMPIC ROUNDABOUT!!!
-  **Anonymous user's Opinion**  
86 the beggers
-  **Anonymous user's Opinion**  
Advanced notice on issues coming up with their timelines. Quit backstabbing the community. Quit partnerships with the Tribe. Don't give the Tribe any say in the John Wayne Marina. Don't let homeless panhandle or sleep out in the community. Don't pay such big salaries to city employees.
-  **Anonymous user's Opinion**  
AM completely against a regional MAT facility in Sequim. Too big for a small community without the services and infrastructure to support the fallout.
-  **Anonymous user's Opinion**  
Please remember that we elected you to represent US the PEOPLE. Everything you decide to do, affects many many people who who happen to live outside of city limits but still in the 98382 zip code. Please enforce the laws better, crack down on the scam artist panhandling, it takes \$ away from people who are in actual need.
-  **Anonymous user's Opinion**  
My wife and I love living in Sequim.
-  **Anonymous user's Opinion**  
We need regular, scheduled opportunities for citizens to tour, learn, and question how our services , maintenance, and security systems function in our community. We need to know where we are going a good job and where we can improve. This does not mean being only told how things work, but also citizens demanding more. 2 way communication not just explanations from officials.

